



HI-TECH COLLEGE OF PHARMACY

Padoli Phata, Nagpur Highway, Morwa, Post-Tadali, CHANDRAPUR – 442 406 (M.S.)

Approved by PCI and DTE, Affiliated to Gondwana University, Gadchiroli & MSBTE Mumbai

Contact No. : 07172-645441, 09922421811

Email: hitechcops09@rediffmail.com

Shri. Prashant V. Morey
President

Dr. Satish B. Kosalge
Principal

To,
The Coordinator
National Assessment and Accreditation Council
Bangalore-560072

Dear Sir / Madam

Sub: - DVV clarification – 1.4.2


| | |
|----------------------------------|--|
| DVV clarification – 1.4.2 | The HEI has not attached any proof in support of feedback processes of the institution for curriculum. The HEI to provide link to action taken report on the website as proof their claim. The analysis of the feedback on curriculum signed by the principal for the AY 2019-20 may be attached. As per 1.4.1 there is No feedback. The HEI has not attached any proof in support of feedback processes of the institution for curriculum. The HEI to provide link to the analysis as well as the action taken report on the website as proof of its claim. |
| HEI Input / Justification | As per the suggestion by DVV the feedback process of college on curriculum, feedback analysis report and action taken report (ATR) signed by the principal were enclosed herewith for your kind perusal and same is available on website. The URL link is http://htcop.org/naac/1.4.2A.pdf |

HEI Input: Feedback collected, analysed and action taken and feedback available on website

DVV suggested Input: Feedback collected and analysed

Change Input (Optional): Feedback collected, analysed and action taken and feedback available on website




Dr. Satish B Kosalge
Principal
HI-Tech College of Pharmacy
CHANDRAPUR.



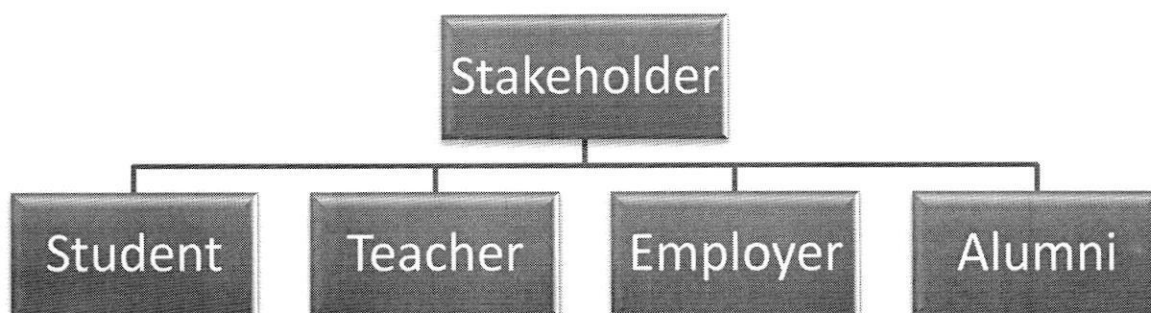
FEEDBACK PROCESS OF INSTITUTE

Hi-Tech college of Pharmacy, Chandrapur

Feedback Process of Institute

Hi-Tech College of Pharmacy, Chandrapur is affiliated to Gondwana University, Gadchiroli and implements the curriculum prescribed by University. The College follows the feedback process considering the suggestions from various stakeholders on curriculum as follows.


Classification of feedback process of Institute:-



Feedback Process:-

1. Feedback form on curriculum is designed by committee members.
2. Feedback form distributed to all the different stakeholders.
3. Feedback form filled by the all the different stakeholders
4. Feedback form collected from all the different stakeholders.
5. The filled feedback form were analysed and suggestions were recorded.
6. Appropriate actions were taken.




Dr. Satish B. Kosalge
Principal
Hi-Tech College of Pharmacy
CHANDRAPUR.

STAKEHOLDER FEEDBACK REPORT

2019-20 TO 2015-16

Hi-Tech College of Pharmacy, Chandrapur

Stakeholder feedback report on curriculum

(Students, Teachers, Employers and Alumni)

Academic Session 2015-16

SUMMARY OF FEEDBACK OBTAINED FORM STAKEHOLDERS

| SN | Stakeholder | No. of feedback collected | |
|----|---------------------------------|---------------------------|----|
| 1 | Student Feedback on Curriculum | B. Pharm Final Year | 55 |
| | | B. Pharm Third Year | 50 |
| | | B. Pharm Second Year | 47 |
| | | B. Pharm First Year | 56 |
| 2 | Teacher Feedback on Curriculum | Faculty members | 17 |
| 3 | Employer Feedback on Curriculum | | 02 |
| 4 | Alumni Feedback on Curriculum | | 20 |



Dr. Satish B. Kosalge
Principal
Hi-Tech College of Pharmacy
CHANDRAPUR.

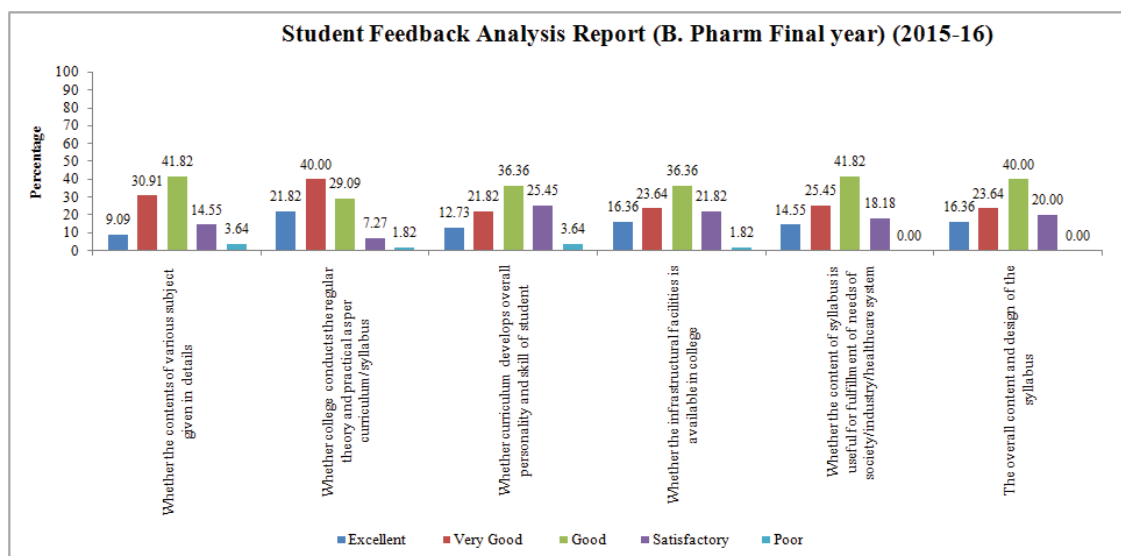
Hi-Tech College of Pharmacy, Chandrapur

Stakeholder feedback report on curriculum

(Students, Teachers, Employers and Alumni)

Academic Session 2015-16

| Student Feedback Analysis Report 2015-16 | | | | | | |
|--|--|------------------------------------|-----------|-------|--------------|------|
| B. Pharm Final year (Total students- 55) | | | | | | |
| SN | Questions | Percentage of Student who answered | | | | |
| | | Excellent | Very Good | Good | Satisfactory | Poor |
| 1 | Whether the contents of various subject given in details | 9.09 | 30.91 | 41.82 | 14.55 | 3.64 |
| 2 | Whether college conducts the regular theory and practical as per curriculum/syllabus | 21.82 | 40.00 | 29.09 | 7.27 | 1.82 |
| 3 | Whether curriculum develops overall personality and skill of student | 12.73 | 21.82 | 36.36 | 25.45 | 3.64 |
| 4 | Whether the infrastructural facilities is available in college | 16.36 | 23.64 | 36.36 | 21.82 | 1.82 |
| 5 | Whether the content of syllabus is useful for fulfillment of needs of society/industry/healthcare system | 14.55 | 25.45 | 41.82 | 18.18 | 0.00 |
| 6 | The overall content and design of the syllabus | 16.36 | 23.64 | 40.00 | 20.00 | 0.00 |



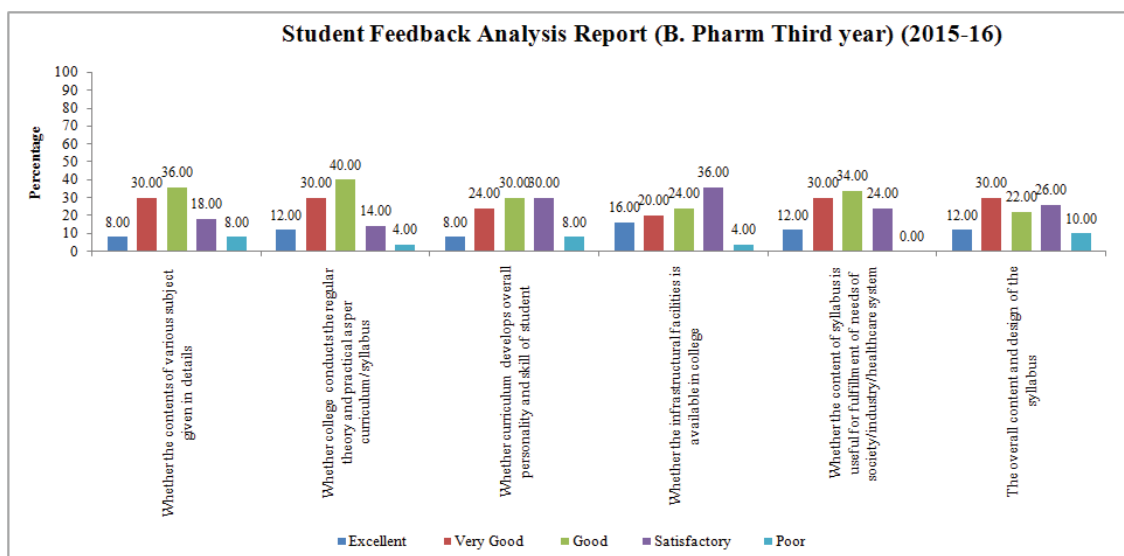
Hi-Tech College of Pharmacy, Chandrapur

Stakeholder feedback report on curriculum

(Students, Teachers, Employers and Alumni)

Academic Session 2015-16

| Students Feedback Analysis Report 2015-16 | | | | | | |
|---|--|------------------------------------|-----------|-------|--------------|-------|
| B. Pharm Third year (Total students- 50) | | | | | | |
| SN | Questions | Percentage of Student who answered | | | | |
| | | Excellent | Very Good | Good | Satisfactory | Poor |
| 1 | Whether the contents of various subject given in details | 8.00 | 30.00 | 36.00 | 18.00 | 8.00 |
| 2 | Whether college conducts the regular theory and practical as per curriculum/syllabus | 12.00 | 30.00 | 40.00 | 14.00 | 4.00 |
| 3 | Whether curriculum develops overall personality and skill of student | 8.00 | 24.00 | 30.00 | 30.00 | 8.00 |
| 4 | Whether the infrastructural facilities is available in college | 16.00 | 20.00 | 24.00 | 36.00 | 4.00 |
| 5 | Whether the content of syllabus is useful for fulfillment of needs of society/industry/healthcare system | 12.00 | 30.00 | 34.00 | 24.00 | 0.00 |
| 6 | The overall content and design of the syllabus | 12.00 | 30.00 | 22.00 | 26.00 | 10.00 |



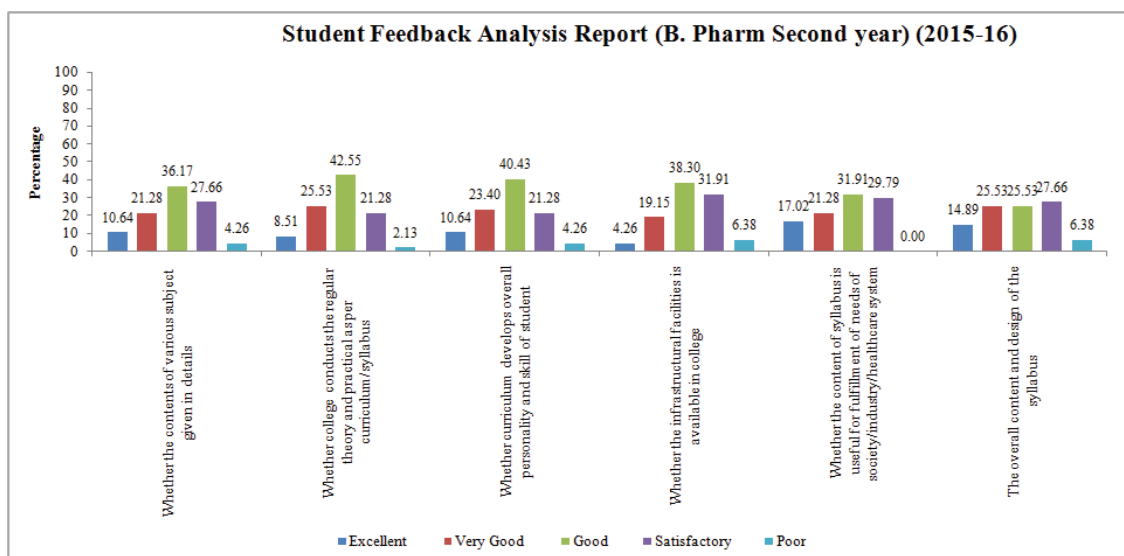
Hi-Tech College of Pharmacy, Chandrapur

Stakeholder feedback report on curriculum

(Students, Teachers, Employers and Alumni)

Academic Session 2015-16

| Students Feedback Analysis Report 2015-16 | | | | | | |
|---|--|------------------------------------|-----------|-------|--------------|------|
| B. Pharm Second year (Total students-47) | | | | | | |
| SN | Questions | Percentage of Student who answered | | | | |
| | | Excellent | Very Good | Good | Satisfactory | Poor |
| 1 | Whether the contents of various subject given in details | 10.64 | 21.28 | 36.17 | 27.66 | 4.26 |
| 2 | Whether college conducts the regular theory and practical as per curriculum/syllabus | 8.51 | 25.53 | 42.55 | 21.28 | 2.13 |
| 3 | Whether curriculum develops overall personality and skill of student | 10.64 | 23.40 | 40.43 | 21.28 | 4.26 |
| 4 | Whether the infrastructural facilities is available in college | 4.26 | 19.15 | 38.30 | 31.91 | 6.38 |
| 5 | Whether the content of syllabus is useful for fulfillment of needs of society/industry/healthcare system | 17.02 | 21.28 | 31.91 | 29.79 | 0.00 |
| 6 | The overall content and design of the syllabus | 14.89 | 25.53 | 25.53 | 27.66 | 6.38 |



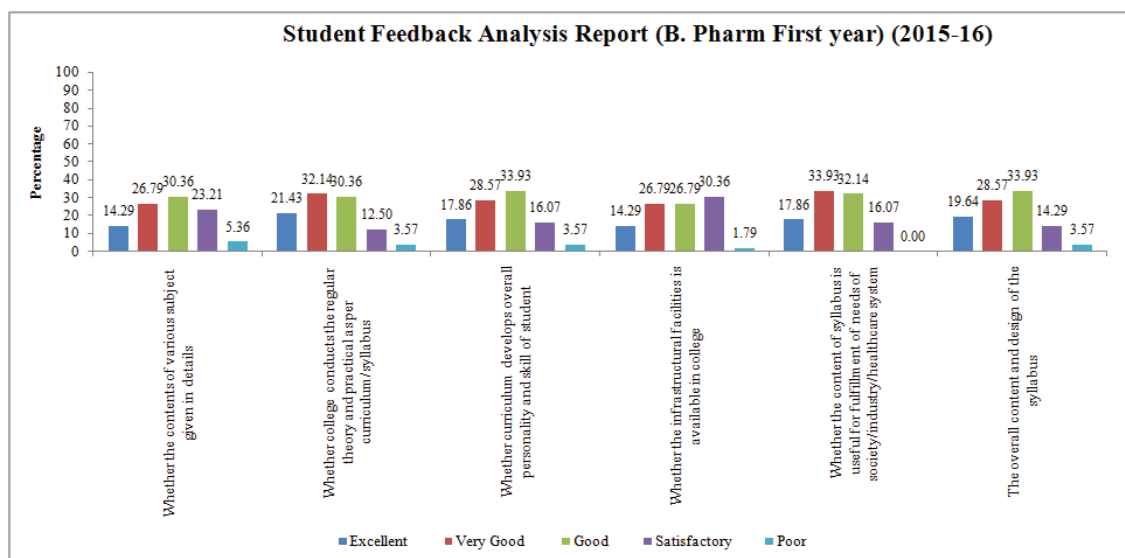
Hi-Tech College of Pharmacy, Chandrapur

Stakeholder feedback report on curriculum

(Students, Teachers, Employers and Alumni)

Academic Session 2015-16

| Students Feedback Analysis Report 2015-16 | | | | | | |
|---|--|------------------------------------|-----------|-------|--------------|------|
| B. Pharm First year (Total students- 56) | | | | | | |
| SN | Questions | Percentage of Student who answered | | | | |
| | | Excellent | Very Good | Good | Satisfactory | Poor |
| 1 | Whether the contents of various subject given in details | 14.29 | 26.79 | 30.36 | 23.21 | 5.36 |
| 2 | Whether college conducts the regular theory and practical as per curriculum/syllabus | 21.43 | 32.14 | 30.36 | 12.50 | 3.57 |
| 3 | Whether curriculum develops overall personality and skill of student | 17.86 | 28.57 | 33.93 | 16.07 | 3.57 |
| 4 | Whether the infrastructural facilities is available in college | 14.29 | 26.79 | 26.79 | 30.36 | 1.79 |
| 5 | Whether the content of syllabus is useful for fulfillment of needs of society/industry/healthcare system | 17.86 | 33.93 | 32.14 | 16.07 | 0.00 |
| 6 | The overall content and design of the syllabus | 19.64 | 28.57 | 33.93 | 14.29 | 3.57 |



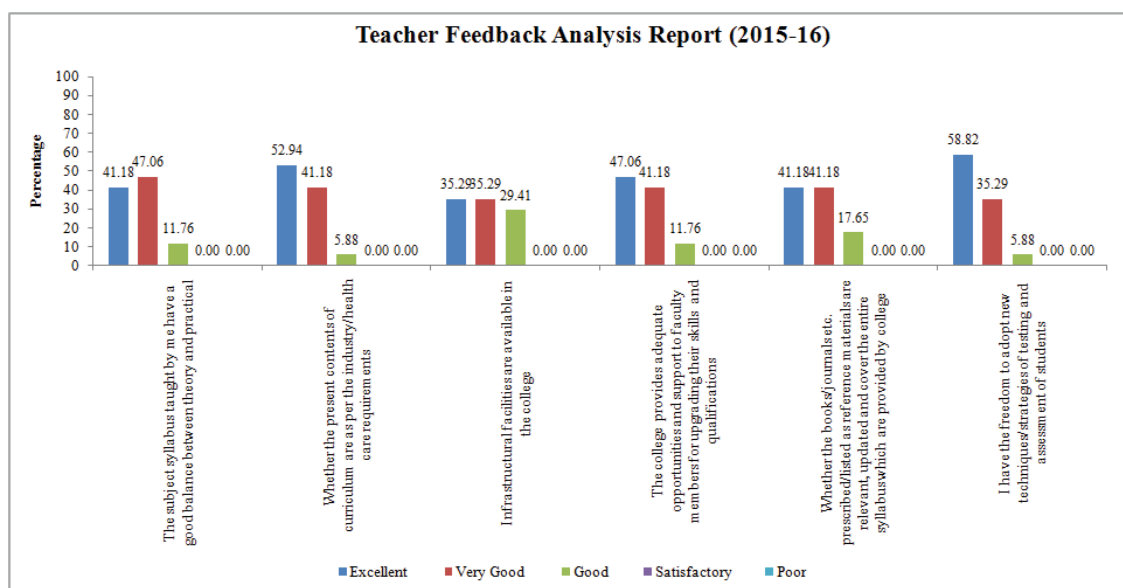
Hi-Tech College of Pharmacy, Chandrapur

Stakeholder feedback report on curriculum

(Students, Teachers, Employers and Alumni)

Academic Session 2015-16

| Teacher Feedback Analysis Report 2015-16 | | | | | | |
|--|--|------------------------------------|-----------|-------|--------------|------|
| Total number of teacher 17 | | | | | | |
| SN | Questions | Percentage of teacher who answered | | | | |
| | | Excellent | Very Good | Good | Satisfactory | Poor |
| 1 | The subject syllabus taught by me have a good balance between theory and practical | 41.18 | 47.06 | 11.76 | 0.00 | 0.00 |
| 2 | Whether the present contents of curriculum are as per the industry/health care requirements | 52.94 | 41.18 | 5.88 | 0.00 | 0.00 |
| 3 | Infrastructural facilities are available in the college | 35.29 | 35.29 | 29.41 | 0.00 | 0.00 |
| 4 | The college provides adequate opportunities and support to faculty members for upgrading their skills and qualifications | 47.06 | 41.18 | 11.76 | 0.00 | 0.00 |
| 5 | Whether the books/journals etc. prescribed/listed as reference materials are relevant, updated and cover the entire syllabus which are provided by college | 41.18 | 41.18 | 17.65 | 0.00 | 0.00 |
| 6 | I have the freedom to adopt new techniques/strategies of testing and assessment of students | 58.82 | 35.29 | 5.88 | 0.00 | 0.00 |



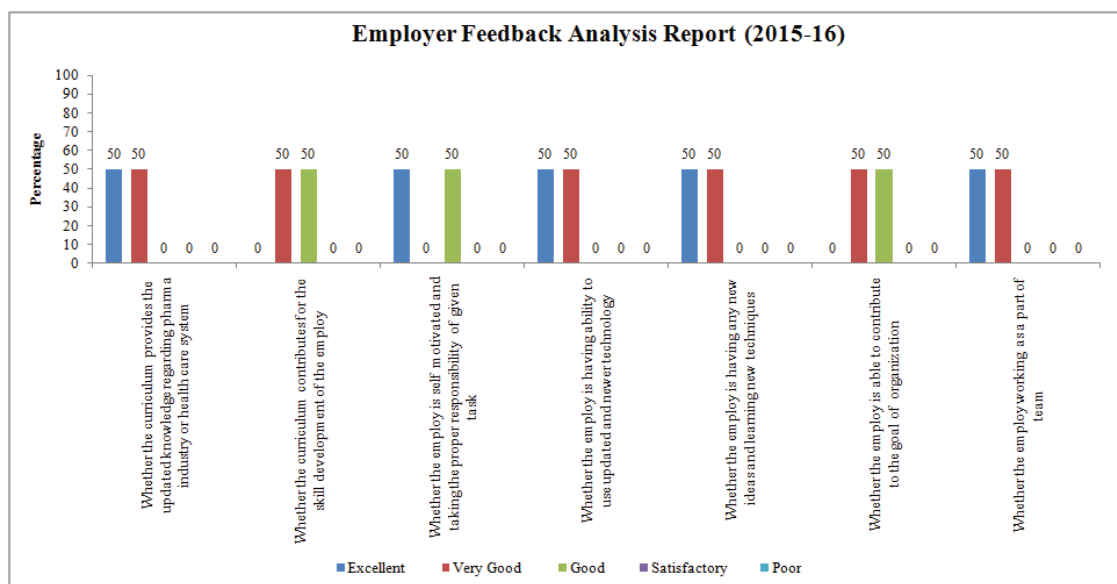
Hi-Tech College of Pharmacy, Chandrapur

Stakeholder feedback report on curriculum

(Students, Teachers, Employers and Alumni)

Academic Session 2015-16

| Employers Feedback Analysis Report 2015-16 | | | | | | |
|--|---|-------------------------------------|-----------|------|--------------|------|
| Total number of employer 02 | | | | | | |
| SN | Questions | Percentage of employer who answered | | | | |
| | | Excellent | Very Good | Good | Satisfactory | Poor |
| 1 | Whether the curriculum provides the updated knowledge regarding pharma industry or health care system | 50 | 50 | 0 | 0 | 0 |
| 2 | Whether the curriculum contributes for the skill development of the employ | 0 | 50 | 50 | 0 | 0 |
| 3 | Whether the employ is self motivated and taking the proper responsibility of given task | 50 | 0 | 50 | 0 | 0 |
| 4 | Whether the employ is having ability to use updated and newer technology | 50 | 50 | 0 | 0 | 0 |
| 5 | Whether the employ is having any new ideas and learning new techniques | 50 | 50 | 0 | 0 | 0 |
| 6 | Whether the employ is able to contribute to the goal of organization | 0 | 50 | 50 | 0 | 0 |
| 7 | Whether the employ working as a part of team | 50 | 50 | 0 | 0 | 0 |



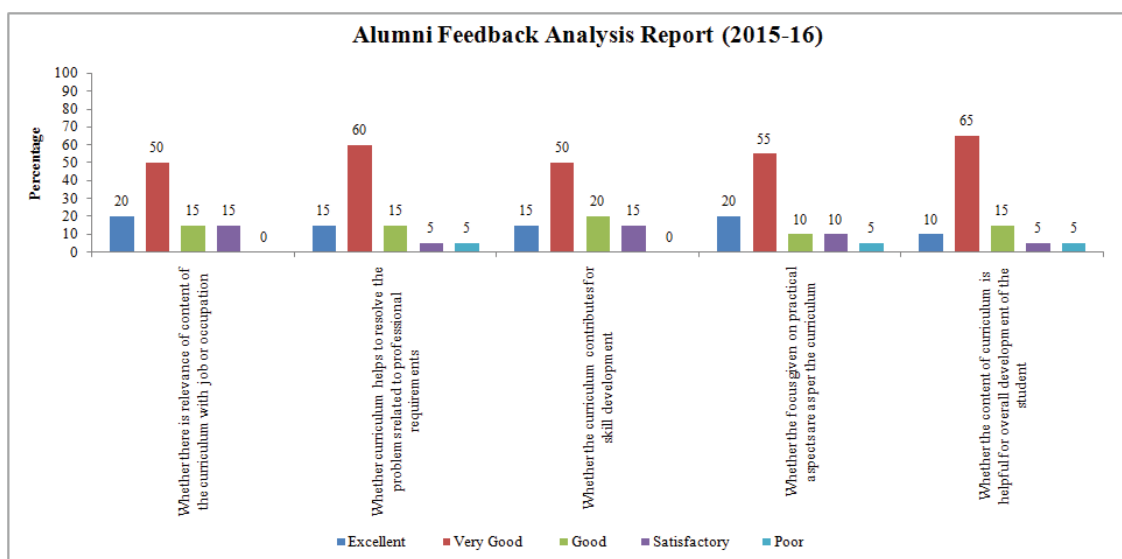
Hi-Tech College of Pharmacy, Chandrapur

Stakeholder feedback report on curriculum

(Students, Teachers, Employers and Alumni)

Academic Session 2015-16

| Alumni Feedback Analysis Report 2015-16 | | | | | | |
|---|---|-----------------------------------|-----------|-------|--------------|------|
| Total number of alumni 20 | | | | | | |
| SN | Questions | Percentage of Alumni who answered | | | | |
| | | Excellent | Very Good | Good | Satisfactory | Poor |
| 1 | Whether there is relevance of content of the curriculum with job or occupation | 20.00 | 50.00 | 15.00 | 15.00 | 0.00 |
| 2 | Whether curriculum helps to resolve the problems related to professional requirements | 15.00 | 60.00 | 15.00 | 5.00 | 5.00 |
| 3 | Whether the curriculum contributes for skill development | 15.00 | 50.00 | 20.00 | 15.00 | 0.00 |
| 4 | Whether the focus given on practical aspects are as per the curriculum | 20.00 | 55.00 | 10.00 | 10.00 | 5.00 |
| 5 | Whether the content of curriculum is helpful for overall development of the student | 10.00 | 65.00 | 15.00 | 5.00 | 5.00 |



Hi-Tech College of Pharmacy, Chandrapur

Stakeholder feedback report on curriculum

(Students, Teachers, Employers and Alumni)

Academic Session 2016-17

SUMMARY OF FEEDBACK OBTAINED FORM STAKEHOLDERS

| SN | Stakeholder | | No. of feedback collected |
|----|---------------------------------|----------------------|---------------------------|
| 1 | Student Feedback on Curriculum | B. Pharm Final Year | 50 |
| | | B. Pharm Third Year | 40 |
| | | B. Pharm Second Year | 61 |
| | | B. Pharm First Year | 58 |
| 2 | Teacher Feedback on Curriculum | Faculty Members | 17 |
| 3 | Employer Feedback on Curriculum | | 02 |
| 4 | Alumni Feedback on Curriculum | | 35 |



Dr. Satish B. Kosalge

**Principal
Hi-Tech College of Pharmacy
CHANDRAPUR.**

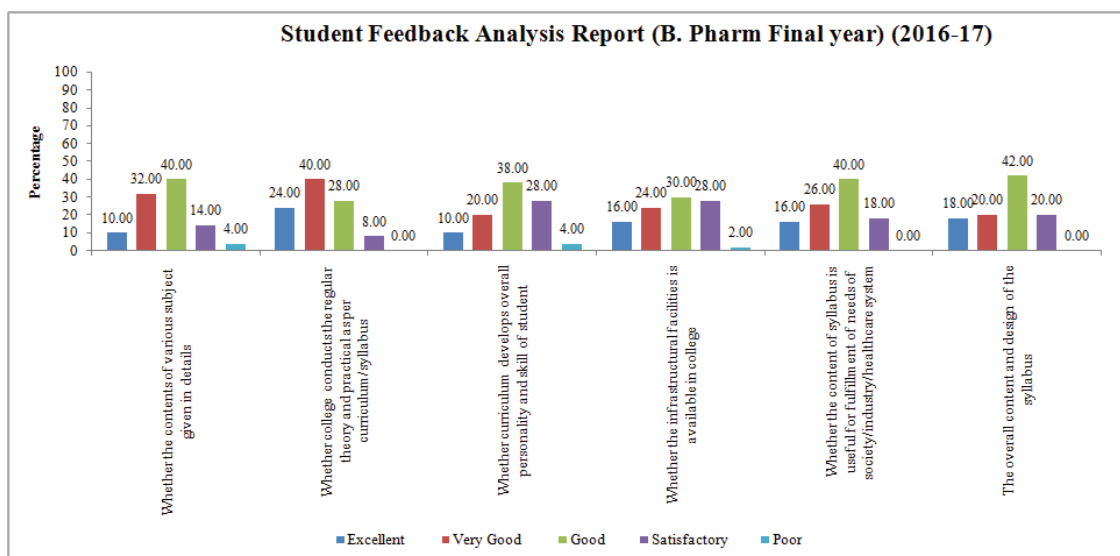
Hi-Tech College of Pharmacy, Chandrapur

Stakeholder feedback report on curriculum

(Students, Teachers, Employers and Alumni)

Academic Session 2016-17

| Student Feedback Analysis Report 2016-17 | | | | | | |
|--|--|------------------------------------|-----------|-------|--------------|------|
| B. Pharm Final year (Total students- 50) | | | | | | |
| SN | Questions | Percentage of Student who answered | | | | |
| | | Excellent | Very Good | Good | Satisfactory | Poor |
| 1 | Whether the contents of various subject given in details | 10.00 | 32.00 | 40.00 | 14.00 | 4.00 |
| 2 | Whether college conducts the regular theory and practical as per curriculum/syllabus | 24.00 | 40.00 | 28.00 | 8.00 | 0.00 |
| 3 | Whether curriculum develops overall personality and skill of student | 10.00 | 20.00 | 38.00 | 28.00 | 4.00 |
| 4 | Whether the infrastructural facilities is available in college | 16.00 | 24.00 | 30.00 | 28.00 | 2.00 |
| 5 | Whether the content of syllabus is useful for fulfillment of needs of society/industry/healthcare system | 16.00 | 26.00 | 40.00 | 18.00 | 0.00 |
| 6 | The overall content and design of the syllabus | 18.00 | 20.00 | 42.00 | 20.00 | 0.00 |



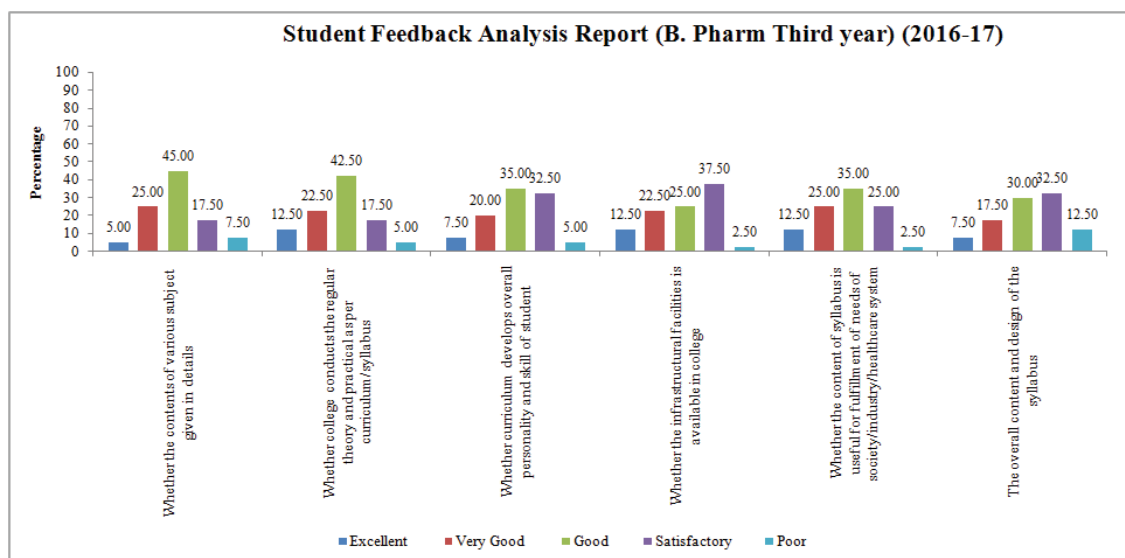
Hi-Tech College of Pharmacy, Chandrapur

Stakeholder feedback report on curriculum

(Students, Teachers, Employers and Alumni)

Academic Session 2016-17

| Students Feedback Analysis Report 2016-17 | | | | | | |
|---|--|------------------------------------|-----------|-------|--------------|-------|
| B. Pharm Third year (Total students- 40) | | | | | | |
| SN | Questions | Percentage of Student who answered | | | | |
| | | Excellent | Very Good | Good | Satisfactory | Poor |
| 1 | Whether the contents of various subject given in details | 5.00 | 25.00 | 45.00 | 17.50 | 7.50 |
| 2 | Whether college conducts the regular theory and practical as per curriculum/syllabus | 12.50 | 22.50 | 42.50 | 17.50 | 5.00 |
| 3 | Whether curriculum develops overall personality and skill of student | 7.50 | 20.00 | 35.00 | 32.50 | 5.00 |
| 4 | Whether the infrastructural facilities is available in college | 12.50 | 22.50 | 25.00 | 37.50 | 2.50 |
| 5 | Whether the content of syllabus is useful for fulfillment of needs of society/industry/healthcare system | 12.50 | 25.00 | 35.00 | 25.00 | 2.50 |
| 6 | The overall content and design of the syllabus | 7.50 | 17.50 | 30.00 | 32.50 | 12.50 |



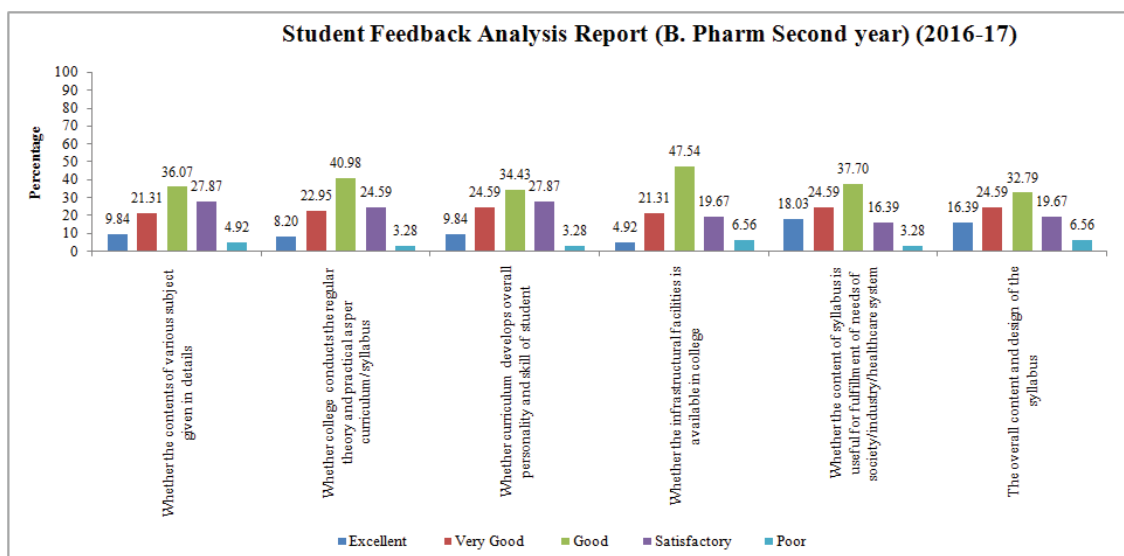
Hi-Tech College of Pharmacy, Chandrapur

Stakeholder feedback report on curriculum

(Students, Teachers, Employers and Alumni)

Academic Session 2016-17

| Students Feedback Analysis Report 2016-17 | | | | | | |
|---|--|------------------------------------|-----------|-------|--------------|------|
| B. Pharm Second year (Total students- 61) | | | | | | |
| SN | Questions | Percentage of Student who answered | | | | |
| | | Excellent | Very Good | Good | Satisfactory | Poor |
| 1 | Whether the contents of various subject given in details | 9.84 | 21.31 | 36.07 | 27.87 | 4.92 |
| 2 | Whether college conducts the regular theory and practical as per curriculum/syllabus | 8.20 | 22.95 | 40.98 | 24.59 | 3.28 |
| 3 | Whether curriculum develops overall personality and skill of student | 9.84 | 24.59 | 34.43 | 27.87 | 3.28 |
| 4 | Whether the infrastructural facilities is available in college | 4.92 | 21.31 | 47.54 | 19.67 | 6.56 |
| 5 | Whether the content of syllabus is useful for fulfillment of needs of society/industry/healthcare system | 18.03 | 24.59 | 37.70 | 16.39 | 3.28 |
| 6 | The overall content and design of the syllabus | 16.39 | 24.59 | 32.79 | 19.67 | 6.56 |



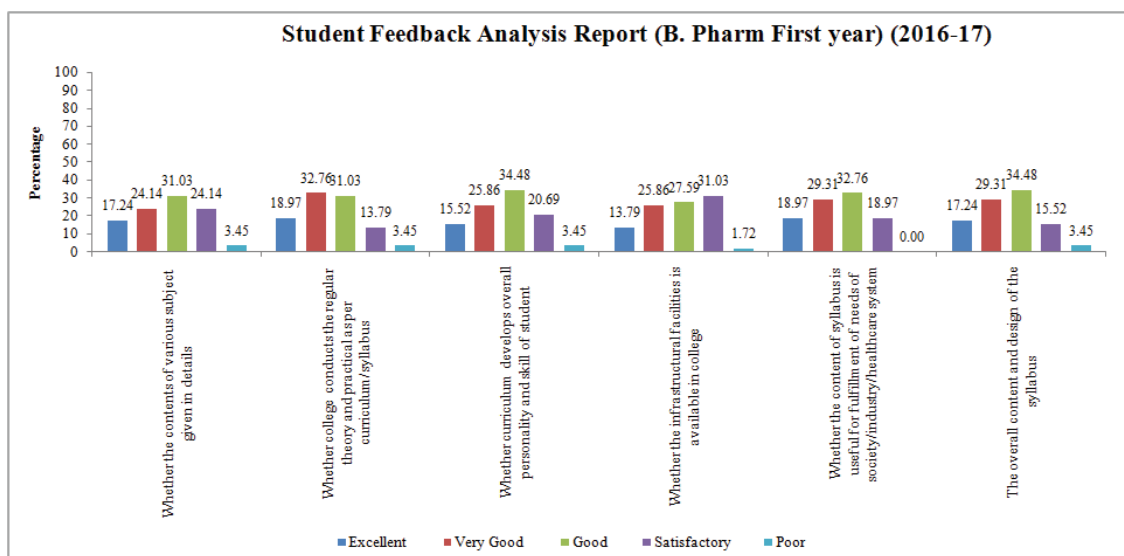
Hi-Tech College of Pharmacy, Chandrapur

Stakeholder feedback report on curriculum

(Students, Teachers, Employers and Alumni)

Academic Session 2016-17

| Students Feedback Analysis Report 2016-17 | | | | | | |
|---|--|------------------------------------|-----------|-------|--------------|------|
| B. Pharm First year (Total students- 58) | | | | | | |
| SN | Questions | Percentage of Student who answered | | | | |
| | | Excellent | Very Good | Good | Satisfactory | Poor |
| 1 | Whether the contents of various subject given in details | 17.24 | 24.14 | 31.03 | 24.14 | 3.45 |
| 2 | Whether college conducts the regular theory and practical as per curriculum/syllabus | 18.97 | 32.76 | 31.03 | 13.79 | 3.45 |
| 3 | Whether curriculum develops overall personality and skill of student | 15.52 | 25.86 | 34.48 | 20.69 | 3.45 |
| 4 | Whether the infrastructural facilities is available in college | 13.79 | 25.86 | 27.59 | 31.03 | 1.72 |
| 5 | Whether the content of syllabus is useful for fulfillment of needs of society/industry/healthcare system | 18.97 | 29.31 | 32.76 | 18.97 | 0.00 |
| 6 | The overall content and design of the syllabus | 17.24 | 29.31 | 34.48 | 15.52 | 3.45 |



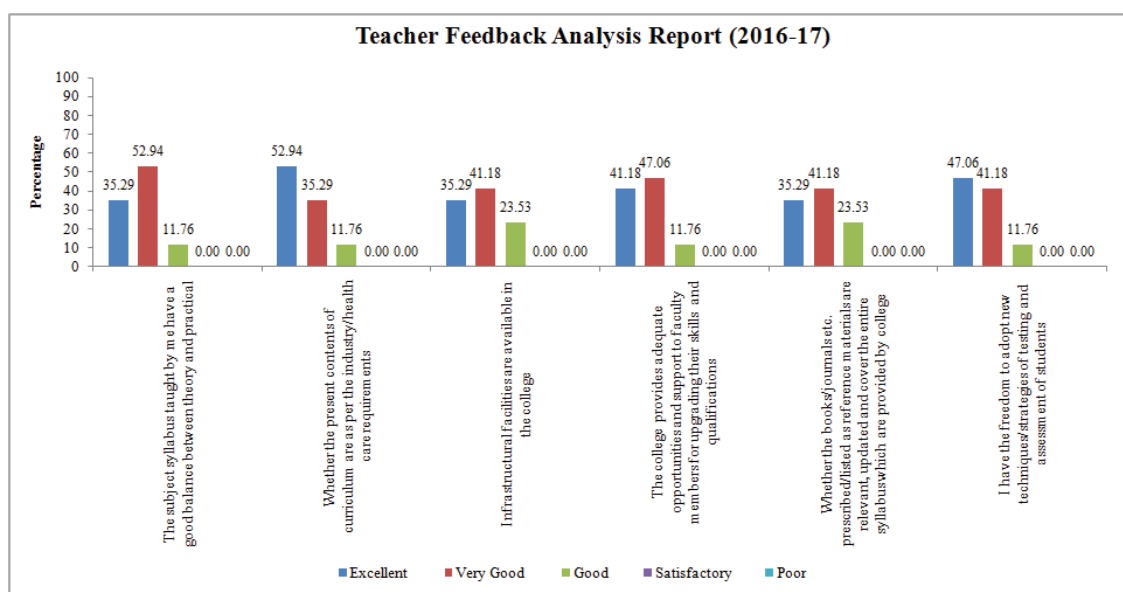
Hi-Tech College of Pharmacy, Chandrapur

Stakeholder feedback report on curriculum

(Students, Teachers, Employers and Alumni)

Academic Session 2016-17

| Teacher Feedback Analysis Report 2016-17 | | | | | | |
|--|--|------------------------------------|-----------|-------|--------------|------|
| Total number of teacher 17 | | | | | | |
| SN | Questions | Percentage of teacher who answered | | | | |
| | | Excellent | Very Good | Good | Satisfactory | Poor |
| 1 | The subject syllabus taught by me have a good balance between theory and practical | 35.29 | 52.94 | 11.76 | 0.00 | 0.00 |
| 2 | Whether the present contents of curriculum are as per the industry/health care requirements | 52.94 | 35.29 | 11.76 | 0.00 | 0.00 |
| 3 | Infrastructural facilities are available in the college | 35.29 | 41.18 | 23.53 | 0.00 | 0.00 |
| 4 | The college provides adequate opportunities and support to faculty members for upgrading their skills and qualifications | 41.18 | 47.06 | 11.76 | 0.00 | 0.00 |
| 5 | Whether the books/journals etc. prescribed/listed as reference materials are relevant, updated and cover the entire syllabus which are provided by college | 35.29 | 41.18 | 23.53 | 0.00 | 0.00 |
| 6 | I have the freedom to adopt new techniques/strategies of testing and assessment of students | 47.06 | 41.18 | 11.76 | 0.00 | 0.00 |



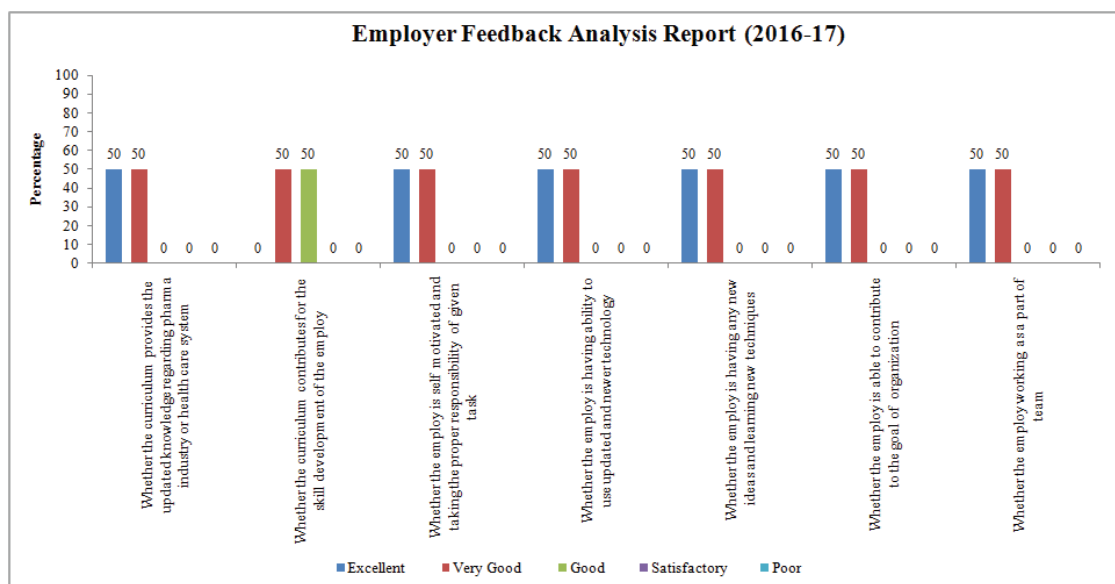
Hi-Tech College of Pharmacy, Chandrapur

Stakeholder feedback report on curriculum

(Students, Teachers, Employers and Alumni)

Academic Session 2016-17

| Employers Feedback Analysis Report 2016-17 | | | | | | |
|--|---|-------------------------------------|-----------|------|--------------|------|
| Total number of employer 02 | | | | | | |
| SN | Questions | Percentage of employer who answered | | | | |
| | | Excellent | Very Good | Good | Satisfactory | Poor |
| 1 | Whether the curriculum provides the updated knowledge regarding pharma industry or health care system | 50 | 50 | 0 | 0 | 0 |
| 2 | Whether the curriculum contributes for the skill development of the employ | 0 | 50 | 50 | 0 | 0 |
| 3 | Whether the employ is self motivated and taking the proper responsibility of given task | 50 | 50 | 0 | 0 | 0 |
| 4 | Whether the employ is having ability to use updated and newer technology | 50 | 50 | 0 | 0 | 0 |
| 5 | Whether the employ is having any new ideas and learning new techniques | 50 | 50 | 0 | 0 | 0 |
| 6 | Whether the employ is able to contribute to the goal of organization | 50 | 50 | 0 | 0 | 0 |
| 7 | Whether the employ working as a part of team | 50 | 50 | 0 | 0 | 0 |



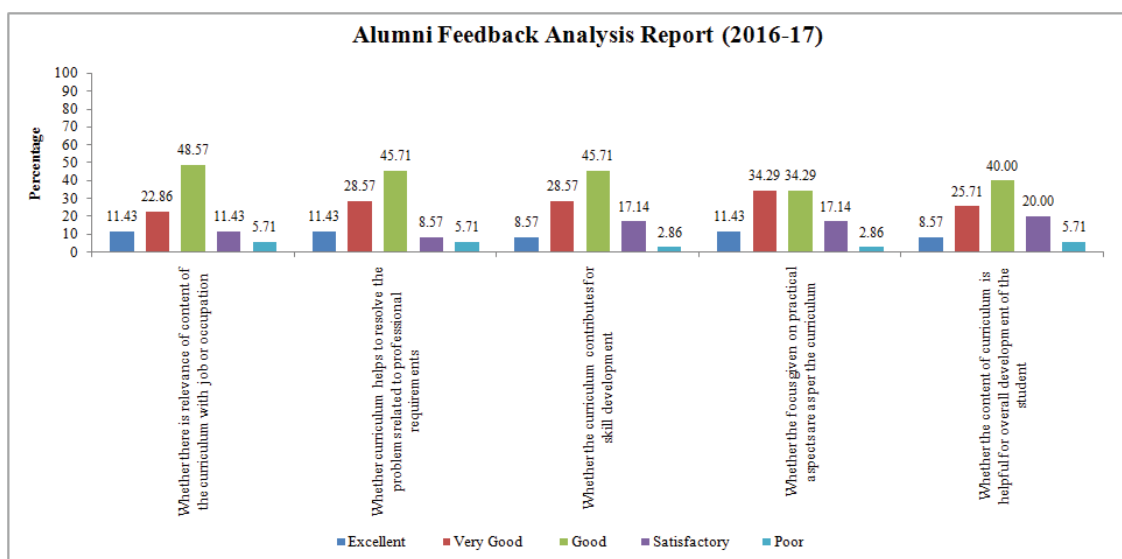
Hi-Tech College of Pharmacy, Chandrapur

Stakeholder feedback report on curriculum

(Students, Teachers, Employers and Alumni)

Academic Session 2016-17

| Alumni Feedback Analysis Report 2016-17 | | | | | | |
|---|---|-----------------------------------|-----------|-------|--------------|------|
| Total number of alumni 35 | | | | | | |
| SN | Questions | Percentage of alumni who answered | | | | |
| | | Excellent | Very Good | Good | Satisfactory | Poor |
| 1 | Whether there is relevance of content of the curriculum with job or occupation | 11.43 | 22.86 | 48.57 | 11.43 | 5.71 |
| 2 | Whether curriculum helps to resolve the problems related to professional requirements | 11.43 | 28.57 | 45.71 | 8.57 | 5.71 |
| 3 | Whether the curriculum contributes for skill development | 8.57 | 28.57 | 45.71 | 17.14 | 2.86 |
| 4 | Whether the focus given on practical aspects are as per the curriculum | 11.43 | 34.29 | 34.29 | 17.14 | 2.86 |
| 5 | Whether the content of curriculum is helpful for overall development of the student | 8.57 | 25.71 | 40.00 | 20.00 | 5.71 |



Hi-Tech College of Pharmacy, Chandrapur

Stakeholder feedback report on curriculum

(Students, Teachers, Employers and Alumni)

Academic Session 2017-18

SUMMARY OF FEEDBACK OBTAINED FORM STAKEHOLDERS

| SN | Stakeholder | No. of feedback collected | |
|----|---------------------------------|---------------------------|----|
| 1 | Student Feedback on Curriculum | B. Pharm Final Year | 48 |
| | | B. Pharm Third Year | 50 |
| | | B. Pharm Second Year | 65 |
| | | B. Pharm First Year | 52 |
| | | D. Pharm First Year | 40 |
| 2 | Teacher Feedback on Curriculum | B. Pharm Faculty members | 17 |
| | | D. Pharm Faculty members | 07 |
| 3 | Employer Feedback on Curriculum | 02 | |
| 4 | Alumni Feedback on Curriculum | 40 | |



Dr. Satish B. Kosalge
Principal
Hi-Tech College of Pharmacy
CHANDRAPUR.

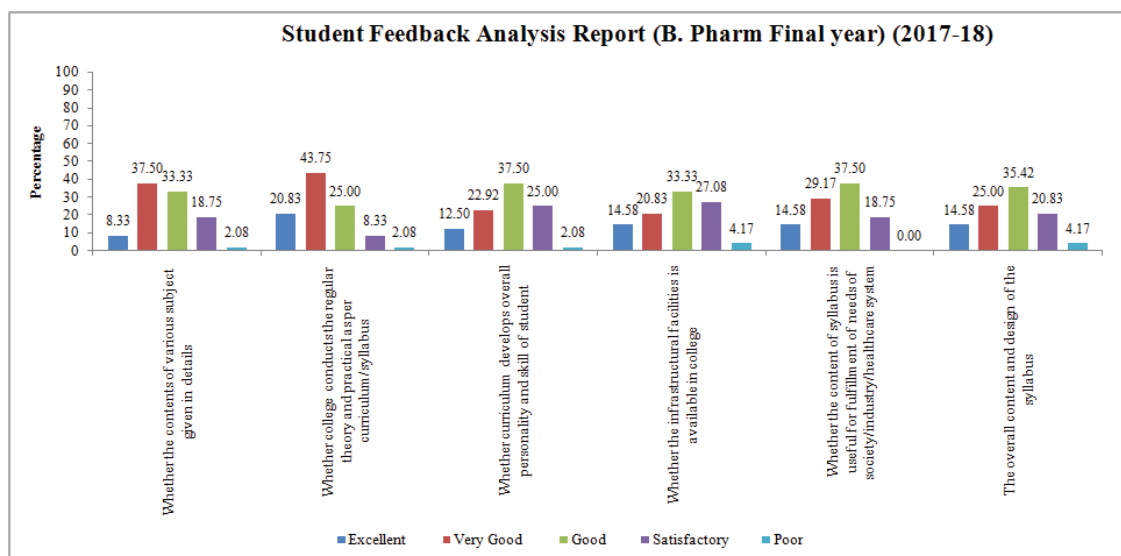
Hi-Tech College of Pharmacy, Chandrapur

Stakeholder feedback report on curriculum

(Students, Teachers, Employers and Alumni)

Academic Session 2017-18

| Student Feedback Analysis Report 2017-18 | | | | | | |
|--|--|------------------------------------|-----------|-------|--------------|------|
| B. Pharm Final year (Total students- 48) | | | | | | |
| SN | Questions | Percentage of Student who answered | | | | |
| | | Excellent | Very Good | Good | Satisfactory | Poor |
| 1 | Whether the contents of various subject given in details | 8.33 | 37.50 | 33.33 | 18.75 | 2.08 |
| 2 | Whether college conducts the regular theory and practical as per curriculum/syllabus | 20.83 | 43.75 | 25.00 | 8.33 | 2.08 |
| 3 | Whether curriculum develops overall personality and skill of student | 12.50 | 22.92 | 37.50 | 25.00 | 2.08 |
| 4 | Whether the infrastructural facilities is available in college | 14.58 | 20.83 | 33.33 | 27.08 | 4.17 |
| 5 | Whether the content of syllabus is useful for fulfillment of needs of society/industry/healthcare system | 14.58 | 29.17 | 37.50 | 18.75 | 0.00 |
| 6 | The overall content and design of the syllabus | 14.58 | 25.00 | 35.42 | 20.83 | 4.17 |



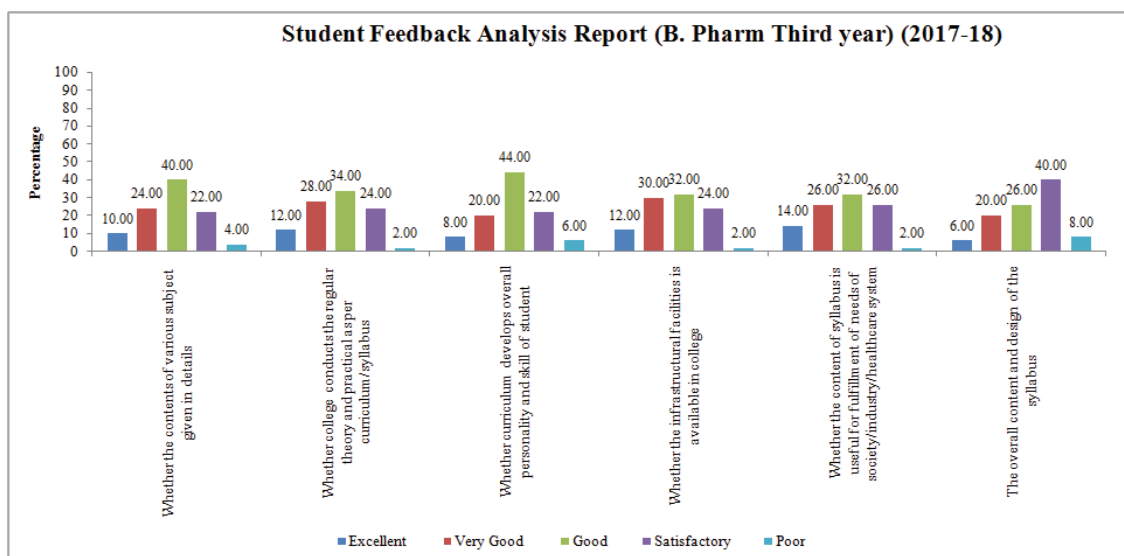
Hi-Tech College of Pharmacy, Chandrapur

Stakeholder feedback report on curriculum

(Students, Teachers, Employers and Alumni)

Academic Session 2017-18

| Students Feedback Analysis Report 2017-18 | | | | | | |
|---|--|------------------------------------|-----------|-------|--------------|------|
| B. Pharm Third year (Total students- 50) | | | | | | |
| SN | Questions | Percentage of Student who answered | | | | |
| | | Excellent | Very Good | Good | Satisfactory | Poor |
| 1 | Whether the contents of various subject given in details | 10.00 | 24.00 | 40.00 | 22.00 | 4.00 |
| 2 | Whether college conducts the regular theory and practical as per curriculum/syllabus | 12.00 | 28.00 | 34.00 | 24.00 | 2.00 |
| 3 | Whether curriculum develops overall personality and skill of student | 8.00 | 20.00 | 44.00 | 22.00 | 6.00 |
| 4 | Whether the infrastructural facilities is available in college | 12.00 | 30.00 | 32.00 | 24.00 | 2.00 |
| 5 | Whether the content of syllabus is useful for fulfillment of needs of society/industry/healthcare system | 14.00 | 26.00 | 32.00 | 26.00 | 2.00 |
| 6 | The overall content and design of the syllabus | 6.00 | 20.00 | 26.00 | 40.00 | 8.00 |



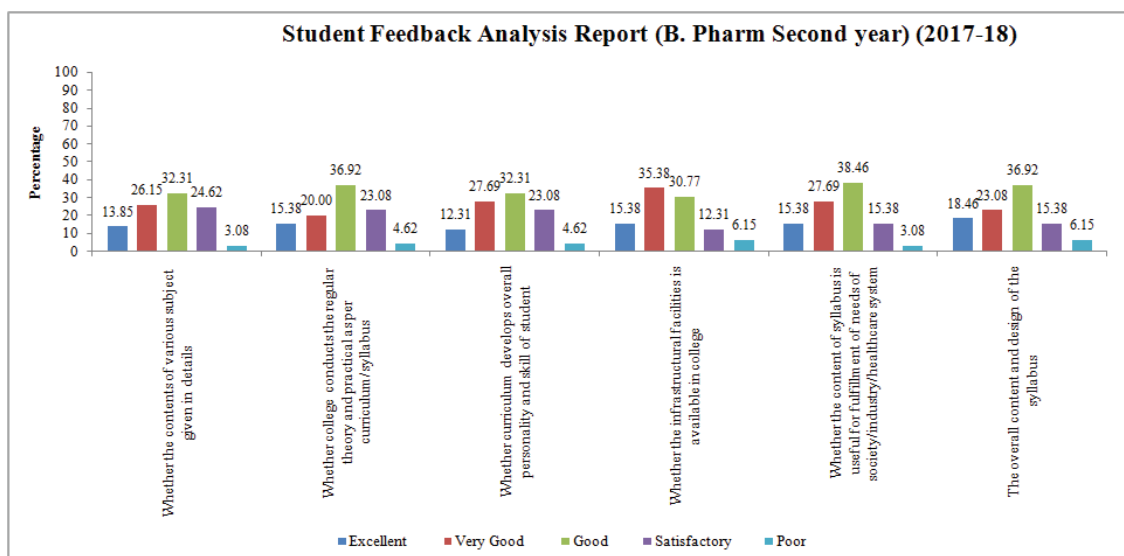
Hi-Tech College of Pharmacy, Chandrapur

Stakeholder feedback report on curriculum

(Students, Teachers, Employers and Alumni)

Academic Session 2017-18

| Students Feedback Analysis Report 2017-18 | | | | | | |
|---|--|------------------------------------|-----------|-------|--------------|------|
| B. Pharm Second year (Total students- 65) | | | | | | |
| SN | Questions | Percentage of Student who answered | | | | |
| | | Excellent | Very Good | Good | Satisfactory | Poor |
| 1 | Whether the contents of various subject given in details | 13.85 | 26.15 | 32.31 | 24.62 | 3.08 |
| 2 | Whether college conducts the regular theory and practical as per curriculum/syllabus | 15.38 | 20.00 | 36.92 | 23.08 | 4.62 |
| 3 | Whether curriculum develops overall personality and skill of student | 12.31 | 27.69 | 32.31 | 23.08 | 4.62 |
| 4 | Whether the infrastructural facilities is available in college | 15.38 | 35.38 | 30.77 | 12.31 | 6.15 |
| 5 | Whether the content of syllabus is useful for fulfillment of needs of society/industry/healthcare system | 15.38 | 27.69 | 38.46 | 15.38 | 3.08 |
| 6 | The overall content and design of the syllabus | 18.46 | 23.08 | 36.92 | 15.38 | 6.15 |



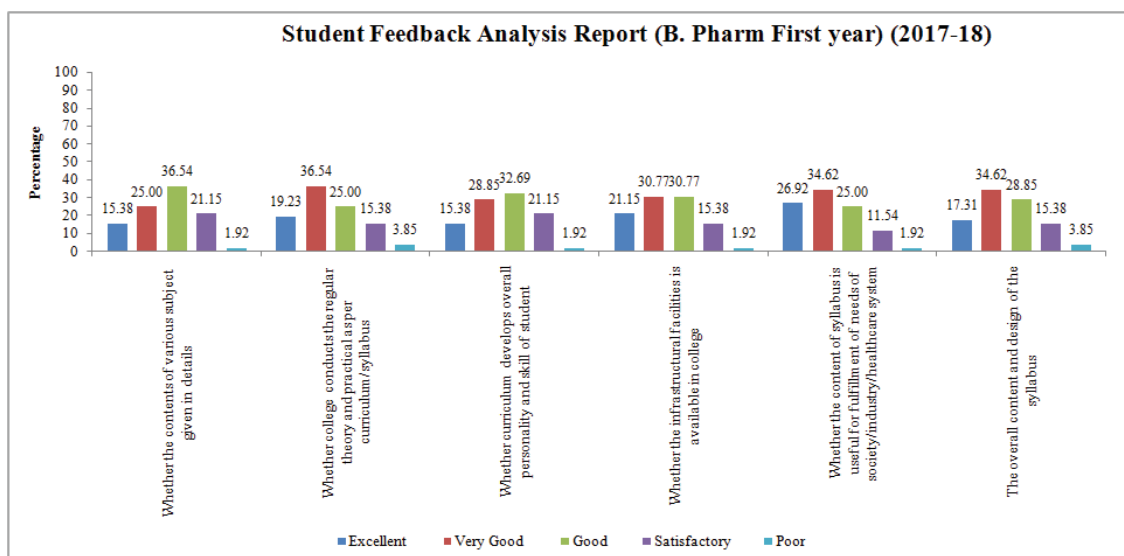
Hi-Tech College of Pharmacy, Chandrapur

Stakeholder feedback report on curriculum

(Students, Teachers, Employers and Alumni)

Academic Session 2017-18

| Students Feedback Analysis Report 2017-18 | | | | | | |
|---|--|------------------------------------|-----------|-------|--------------|------|
| B. Pharm First year (Total students- 52) | | | | | | |
| SN | Questions | Percentage of Student who answered | | | | |
| | | Excellent | Very Good | Good | Satisfactory | Poor |
| 1 | Whether the contents of various subject given in details | 15.38 | 25.00 | 36.54 | 21.15 | 1.92 |
| 2 | Whether college conducts the regular theory and practical as per curriculum/syllabus | 19.23 | 36.54 | 25.00 | 15.38 | 3.85 |
| 3 | Whether curriculum develops overall personality and skill of student | 15.38 | 28.85 | 32.69 | 21.15 | 1.92 |
| 4 | Whether the infrastructural facilities is available in college | 21.15 | 30.77 | 30.77 | 15.38 | 1.92 |
| 5 | Whether the content of syllabus is useful for fulfillment of needs of society/industry/healthcare system | 26.92 | 34.62 | 25.00 | 11.54 | 1.92 |
| 6 | The overall content and design of the syllabus | 17.31 | 34.62 | 28.85 | 15.38 | 3.85 |



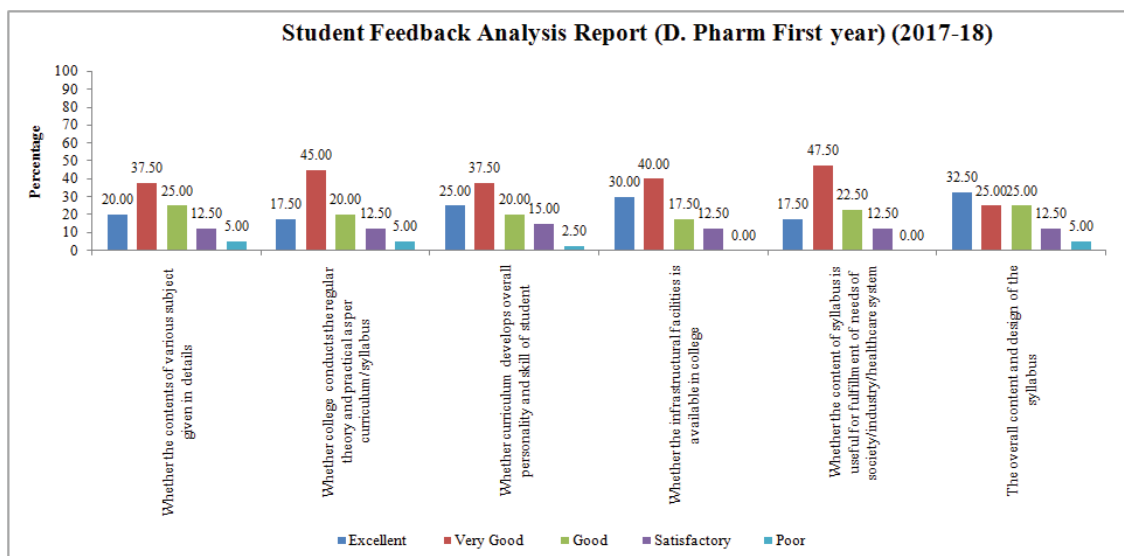
Hi-Tech College of Pharmacy, Chandrapur

Stakeholder feedback report on curriculum

(Students, Teachers, Employers and Alumni)

Academic Session 2017-18

| Students Feedback Analysis Report 2017-18 | | | | | | |
|---|--|------------------------------------|-----------|-------|--------------|------|
| D. Pharm First year (Total students- 40) | | | | | | |
| SN | Questions | Percentage of Student who answered | | | | |
| | | Excellent | Very Good | Good | Satisfactory | Poor |
| 1 | Whether the contents of various subject given in details | 20.00 | 37.50 | 25.00 | 12.50 | 5.00 |
| 2 | Whether college conducts the regular theory and practical as per curriculum/syllabus | 17.50 | 45.00 | 20.00 | 12.50 | 5.00 |
| 3 | Whether curriculum develops overall personality and skill of student | 25.00 | 37.50 | 20.00 | 15.00 | 2.50 |
| 4 | Whether the infrastructural facilities is available in college | 30.00 | 40.00 | 17.50 | 12.50 | 0.00 |
| 5 | Whether the content of syllabus is useful for fulfillment of needs of society/industry/healthcare system | 17.50 | 47.50 | 22.50 | 12.50 | 0.00 |
| 6 | The overall content and design of the syllabus | 32.50 | 25.00 | 25.00 | 12.50 | 5.00 |



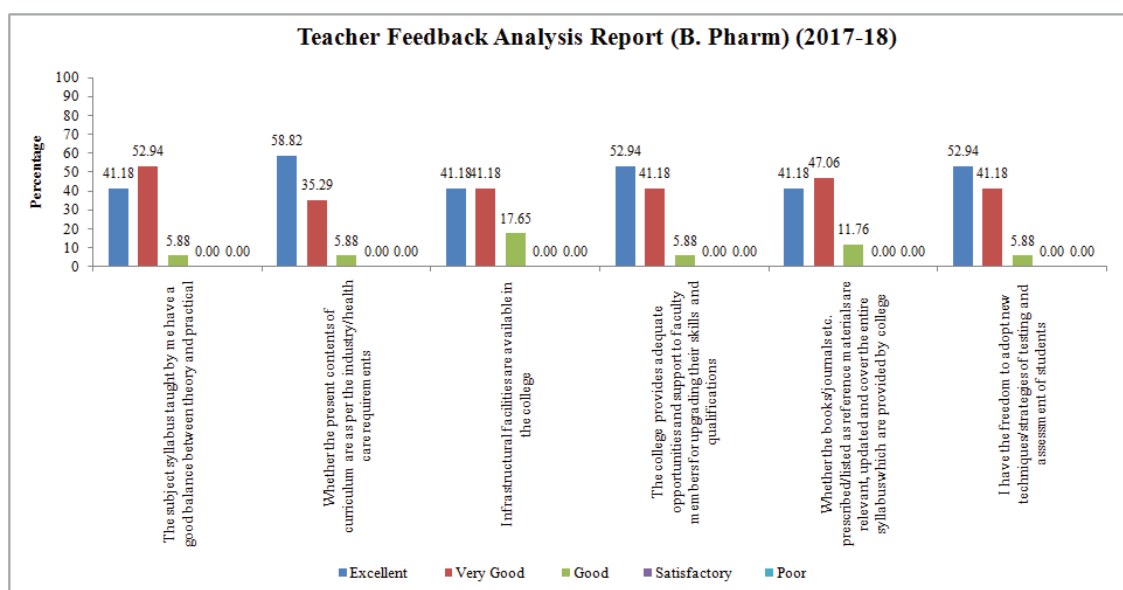
Hi-Tech College of Pharmacy, Chandrapur

Stakeholder feedback report on curriculum

(Students, Teachers, Employers and Alumni)

Academic Session 2017-18

| Teacher Feedback Analysis Report 2017-18 | | | | | | |
|--|--|------------------------------------|-----------|-------|--------------|------|
| Total number of teacher (B. Pharm)17 | | | | | | |
| SN | Questions | Percentage of teacher who answered | | | | |
| | | Excellent | Very Good | Good | Satisfactory | Poor |
| 1 | The subject syllabus taught by me have a good balance between theory and practical | 41.18 | 52.94 | 5.88 | 0.00 | 0.00 |
| 2 | Whether the present contents of curriculum are as per the industry/health care requirements | 58.82 | 35.29 | 5.88 | 0.00 | 0.00 |
| 3 | Infrastructural facilities are available in the college | 41.18 | 41.18 | 17.65 | 0.00 | 0.00 |
| 4 | The college provides adequate opportunities and support to faculty members for upgrading their skills and qualifications | 52.94 | 41.18 | 5.88 | 0.00 | 0.00 |
| 5 | Whether the books/journals etc. prescribed/listed as reference materials are relevant, updated and cover the entire syllabus which are provided by college | 41.18 | 47.06 | 11.76 | 0.00 | 0.00 |
| 6 | I have the freedom to adopt new techniques/strategies of testing and assessment of students | 52.94 | 41.18 | 5.88 | 0.00 | 0.00 |



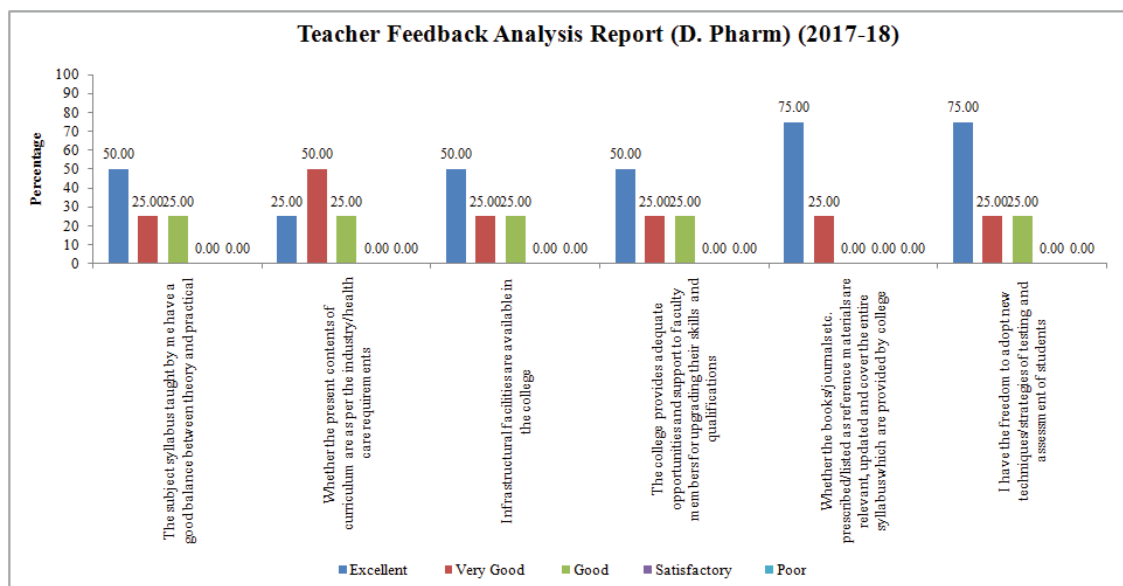
Hi-Tech College of Pharmacy, Chandrapur

Stakeholder feedback report on curriculum

(Students, Teachers, Employers and Alumni)

Academic Session 2017-18

| Teacher Feedback Analysis Report 2017-18 | | | | | | |
|--|--|------------------------------------|-----------|-------|--------------|------|
| Total number of teacher (D. Pharm) 04 | | | | | | |
| SN | Questions | Percentage of teacher who answered | | | | |
| | | Excellent | Very Good | Good | Satisfactory | Poor |
| 1 | The subject syllabus taught by me have a good balance between theory and practical | 50.00 | 25.00 | 25.00 | 0.00 | 0.00 |
| 2 | Whether the present contents of curriculum are as per the industry/health care requirements | 25.00 | 50.00 | 25.00 | 0.00 | 0.00 |
| 3 | Infrastructural facilities are available in the college | 50.00 | 25.00 | 25.00 | 0.00 | 0.00 |
| 4 | The college provides adequate opportunities and support to faculty members for upgrading their skills and qualifications | 50.00 | 25.00 | 25.00 | 0.00 | 0.00 |
| 5 | Whether the books/journals etc. prescribed/listed as reference materials are relevant, updated and cover the entire syllabus which are provided by college | 75.00 | 25.00 | 0.00 | 0.00 | 0.00 |
| 6 | I have the freedom to adopt new techniques/strategies of testing and assessment of students | 75.00 | 25.00 | 25.00 | 0.00 | 0.00 |



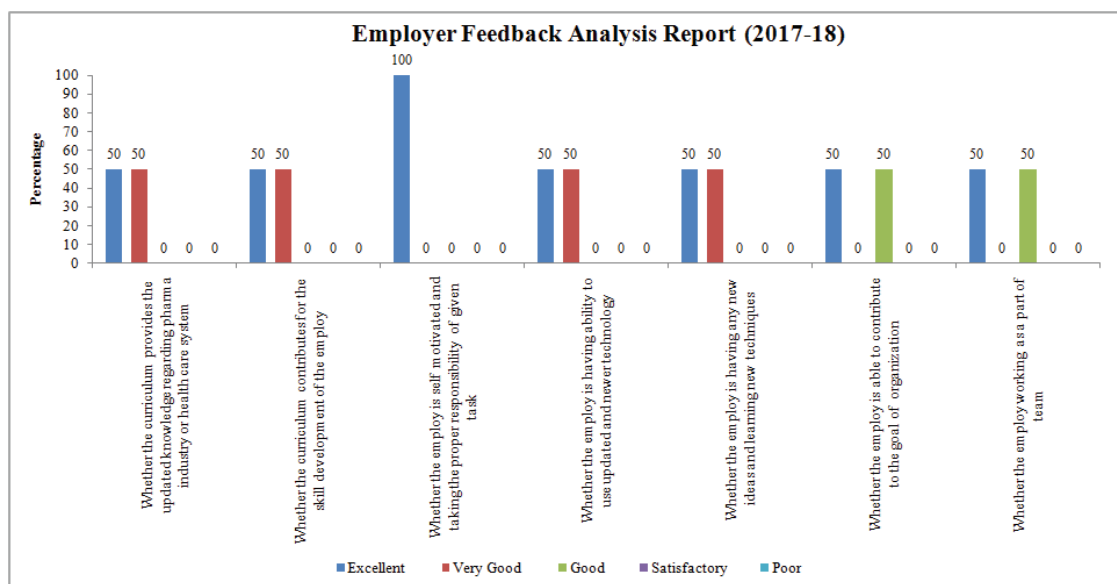
Hi-Tech College of Pharmacy, Chandrapur

Stakeholder feedback report on curriculum

(Students, Teachers, Employers and Alumni)

Academic Session 2017-18

| Employers Feedback Analysis Report 2017-18 | | | | | | |
|--|---|-------------------------------------|-----------|------|--------------|------|
| Total number of employer 02 | | | | | | |
| SN | Questions | Percentage of employer who answered | | | | |
| | | Excellent | Very Good | Good | Satisfactory | Poor |
| 1 | Whether the curriculum provides the updated knowledge regarding pharma industry or health care system | 50 | 50 | 0 | 0 | 0 |
| 2 | Whether the curriculum contributes for the skill development of the employ | 50 | 50 | 0 | 0 | 0 |
| 3 | Whether the employ is self motivated and taking the proper responsibility of given task | 100 | 0 | 0 | 0 | 0 |
| 4 | Whether the employ is having ability to use updated and newer technology | 50 | 50 | 0 | 0 | 0 |
| 5 | Whether the employ is having any new ideas and learning new techniques | 50 | 50 | 0 | 0 | 0 |
| 6 | Whether the employ is able to contribute to the goal of organization | 50 | 0 | 50 | 0 | 0 |
| 7 | Whether the employ working as a part of team | 50 | 0 | 50 | 0 | 0 |



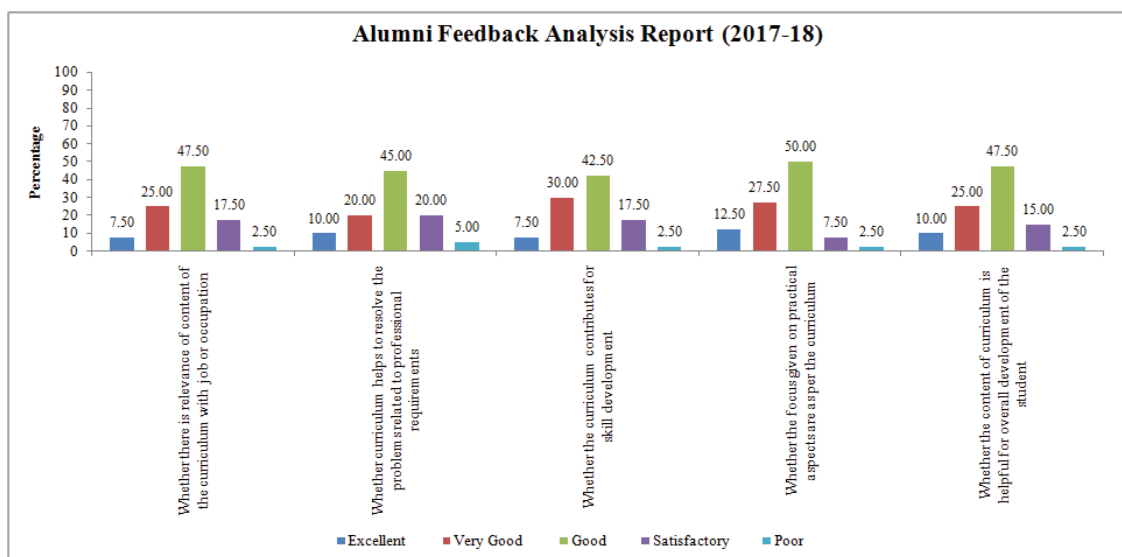
Hi-Tech College of Pharmacy, Chandrapur

Stakeholder feedback report on curriculum

(Students, Teachers, Employers and Alumni)

Academic Session 2017-18

| Alumni Feedback Analysis Report 2017-18 | | | | | | |
|---|---|-----------------------------------|-----------|-------|--------------|------|
| Total number of alumni 40 | | | | | | |
| SN | Questions | Percentage of alumni who answered | | | | |
| | | Excellent | Very Good | Good | Satisfactory | Poor |
| 1 | Whether there is relevance of content of the curriculum with job or occupation | 7.50 | 25.00 | 47.50 | 17.50 | 2.50 |
| 2 | Whether curriculum helps to resolve the problems related to professional requirements | 10.00 | 20.00 | 45.00 | 20.00 | 5.00 |
| 3 | Whether the curriculum contributes for skill development | 7.50 | 30.00 | 42.50 | 17.50 | 2.50 |
| 4 | Whether the focus given on practical aspects are as per the curriculum | 12.50 | 27.50 | 50.00 | 7.50 | 2.50 |
| 5 | Whether the content of curriculum is helpful for overall development of the student | 10.00 | 25.00 | 47.50 | 15.00 | 2.50 |



Hi-Tech College of Pharmacy, Chandrapur

Stakeholder feedback report on curriculum

(Students, Teachers, Employers and Alumni)

Academic Session 2018-19

SUMMARY OF FEEDBACK OBTAINED FORM STAKEHOLDERS

| SN | Stakeholder | No. of feedback collected | |
|----|---------------------------------|---------------------------|----|
| 1 | Student Feedback on Curriculum | B. Pharm Final Year | 56 |
| | | B. Pharm Third Year | 54 |
| | | B. Pharm Second Year | 63 |
| | | B. Pharm First Year | 53 |
| | | D. Pharm Second Year | 28 |
| | | D. Pharm first Year | 55 |
| 2 | Teacher Feedback on Curriculum | B. Pharm Faculty members | 17 |
| | | D. Pharm Faculty members | 07 |
| 3 | Employer Feedback on Curriculum | 02 | |
| 4 | Alumni Feedback on Curriculum | 46 | |



Dr. Satish B. Kosalge
Principal
Hi-Tech College of Pharmacy
CHANDRAPUR.



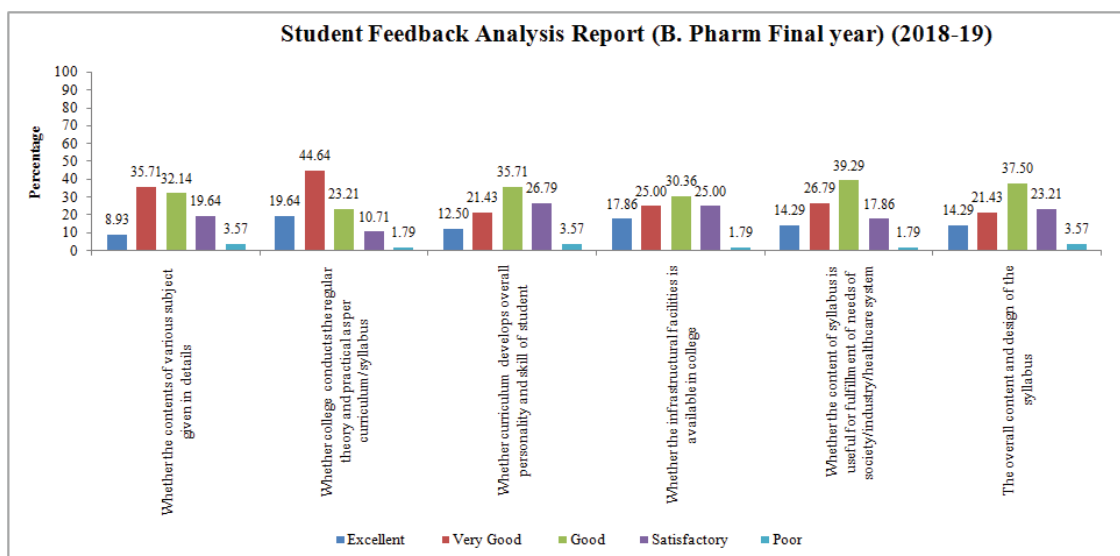
Hi-Tech College of Pharmacy, Chandrapur

Stakeholder feedback report on curriculum

(Students, Teachers, Employers and Alumni)

Academic Session 2018-19

| Student Feedback Analysis Report 2018-19 | | | | | | |
|--|--|------------------------------------|-----------|-------|--------------|------|
| B. Pharm Final year (Total students- 56) | | | | | | |
| SN | Questions | Percentage of Student who answered | | | | |
| | | Excellent | Very Good | Good | Satisfactory | Poor |
| 1 | Whether the contents of various subject given in details | 8.93 | 35.71 | 32.14 | 19.64 | 3.57 |
| 2 | Whether college conducts the regular theory and practical as per curriculum/syllabus | 19.64 | 44.64 | 23.21 | 10.71 | 1.79 |
| 3 | Whether curriculum develops overall personality and skill of student | 12.50 | 21.43 | 35.71 | 26.79 | 3.57 |
| 4 | Whether the infrastructural facilities is available in college | 17.86 | 25.00 | 30.36 | 25.00 | 1.79 |
| 5 | Whether the content of syllabus is useful for fulfillment of needs of society/industry/healthcare system | 14.29 | 26.79 | 39.29 | 17.86 | 1.79 |
| 6 | The overall content and design of the syllabus | 14.29 | 21.43 | 37.50 | 23.21 | 3.57 |



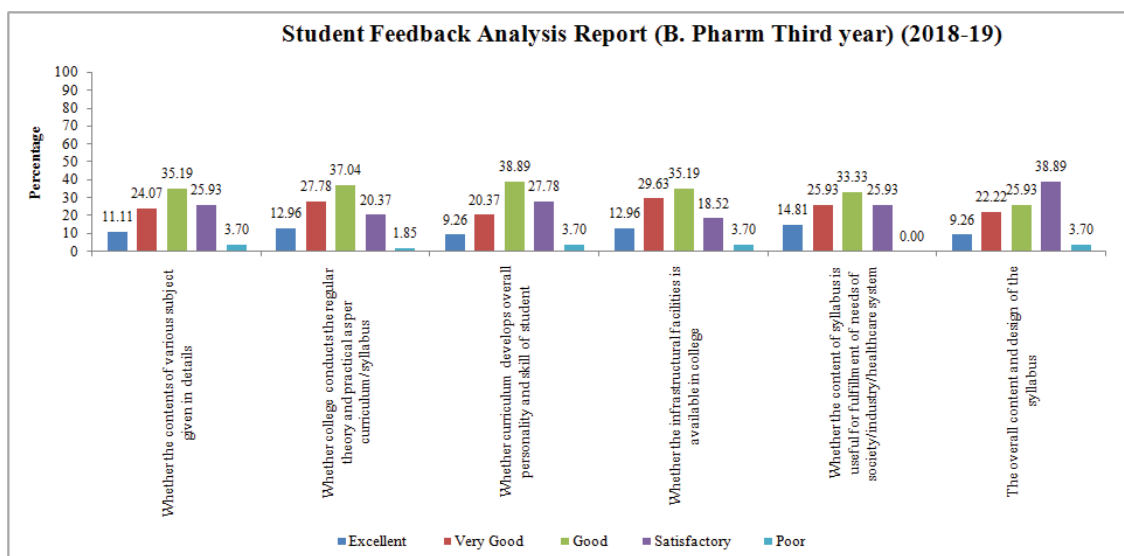
Hi-Tech College of Pharmacy, Chandrapur

Stakeholder feedback report on curriculum

(Students, Teachers, Employers and Alumni)

Academic Session 2018-19

| Students Feedback Analysis Report 2018-19 | | | | | | |
|---|--|------------------------------------|-----------|-------|--------------|------|
| B. Pharm Third year (Total students- 54) | | | | | | |
| SN | Questions | Percentage of Student who answered | | | | |
| | | Excellent | Very Good | Good | Satisfactory | Poor |
| 1 | Whether the contents of various subject given in details | 11.11 | 24.07 | 35.19 | 25.93 | 3.70 |
| 2 | Whether college conducts the regular theory and practical as per curriculum/syllabus | 12.96 | 27.78 | 37.04 | 20.37 | 1.85 |
| 3 | Whether curriculum develops overall personality and skill of student | 9.26 | 20.37 | 38.89 | 27.78 | 3.70 |
| 4 | Whether the infrastructural facilities is available in college | 12.96 | 29.63 | 35.19 | 18.52 | 3.70 |
| 5 | Whether the content of syllabus is useful for fulfillment of needs of society/industry/healthcare system | 14.81 | 25.93 | 33.33 | 25.93 | 0.00 |
| 6 | The overall content and design of the syllabus | 9.26 | 22.22 | 25.93 | 38.89 | 3.70 |



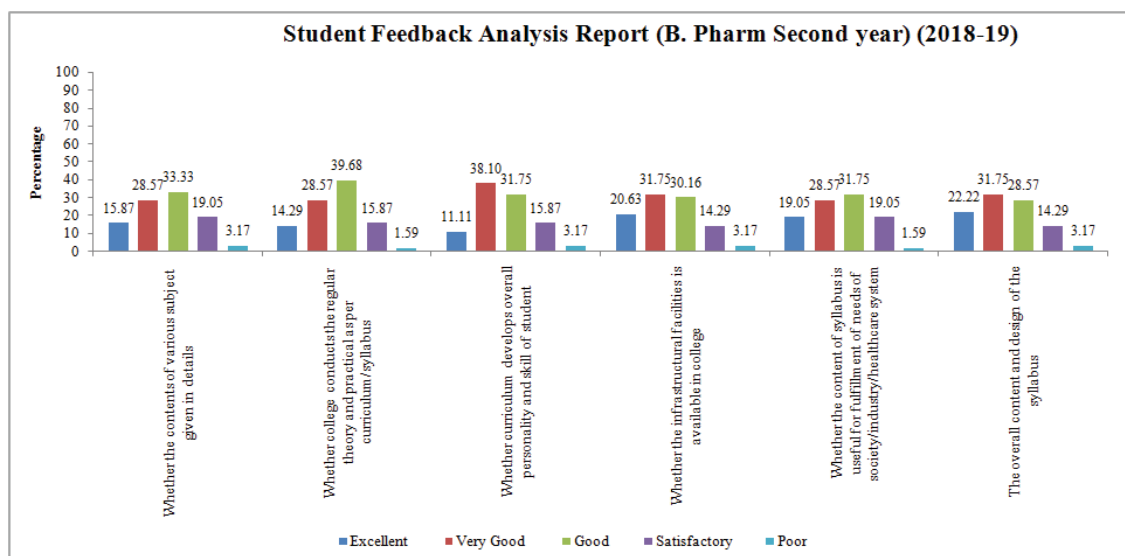
Hi-Tech College of Pharmacy, Chandrapur

Stakeholder feedback report on curriculum

(Students, Teachers, Employers and Alumni)

Academic Session 2018-19

| Students Feedback Analysis Report 2018-19 | | | | | | |
|---|--|------------------------------------|-----------|-------|--------------|------|
| B. Pharm Second year (Total students-63) | | | | | | |
| SN | Questions | Percentage of Student who answered | | | | |
| | | Excellent | Very Good | Good | Satisfactory | Poor |
| 1 | Whether the contents of various subject given in details | 15.87 | 28.57 | 33.33 | 19.05 | 3.17 |
| 2 | Whether college conducts the regular theory and practical as per curriculum/syllabus | 14.29 | 28.57 | 39.68 | 15.87 | 1.59 |
| 3 | Whether curriculum develops overall personality and skill of student | 11.11 | 38.10 | 31.75 | 15.87 | 3.17 |
| 4 | Whether the infrastructural facilities is available in college | 20.63 | 31.75 | 30.16 | 14.29 | 3.17 |
| 5 | Whether the content of syllabus is useful for fulfillment of needs of society/industry/healthcare system | 19.05 | 28.57 | 31.75 | 19.05 | 1.59 |
| 6 | The overall content and design of the syllabus | 22.22 | 31.75 | 28.57 | 14.29 | 3.17 |



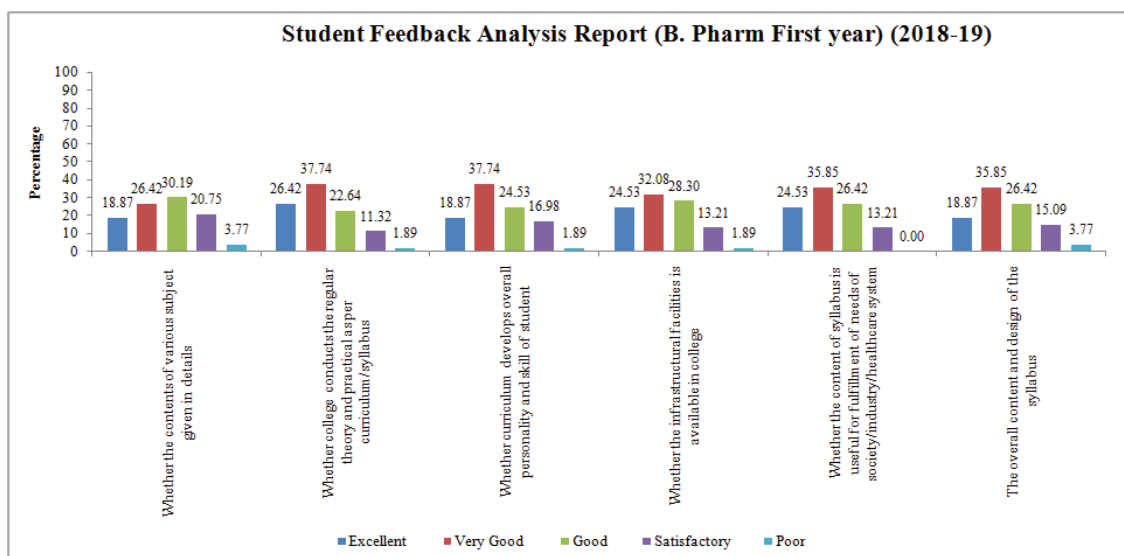
Hi-Tech College of Pharmacy, Chandrapur

Stakeholder feedback report on curriculum

(Students, Teachers, Employers and Alumni)

Academic Session 2018-19

| Students Feedback Analysis Report 2018-19 | | | | | | |
|---|--|------------------------------------|-----------|-------|--------------|------|
| B. Pharm First year (Total students-53) | | | | | | |
| SN | Questions | Percentage of Student who answered | | | | |
| | | Excellent | Very Good | Good | Satisfactory | Poor |
| 1 | Whether the contents of various subject given in details | 18.87 | 26.42 | 30.19 | 20.75 | 3.77 |
| 2 | Whether college conducts the regular theory and practical as per curriculum/syllabus | 26.42 | 37.74 | 22.64 | 11.32 | 1.89 |
| 3 | Whether curriculum develops overall personality and skill of student | 18.87 | 37.74 | 24.53 | 16.98 | 1.89 |
| 4 | Whether the infrastructural facilities is available in college | 24.53 | 32.08 | 28.30 | 13.21 | 1.89 |
| 5 | Whether the content of syllabus is useful for fulfillment of needs of society/industry/healthcare system | 24.53 | 35.85 | 26.42 | 13.21 | 0.00 |
| 6 | The overall content and design of the syllabus | 18.87 | 35.85 | 26.42 | 15.09 | 3.77 |



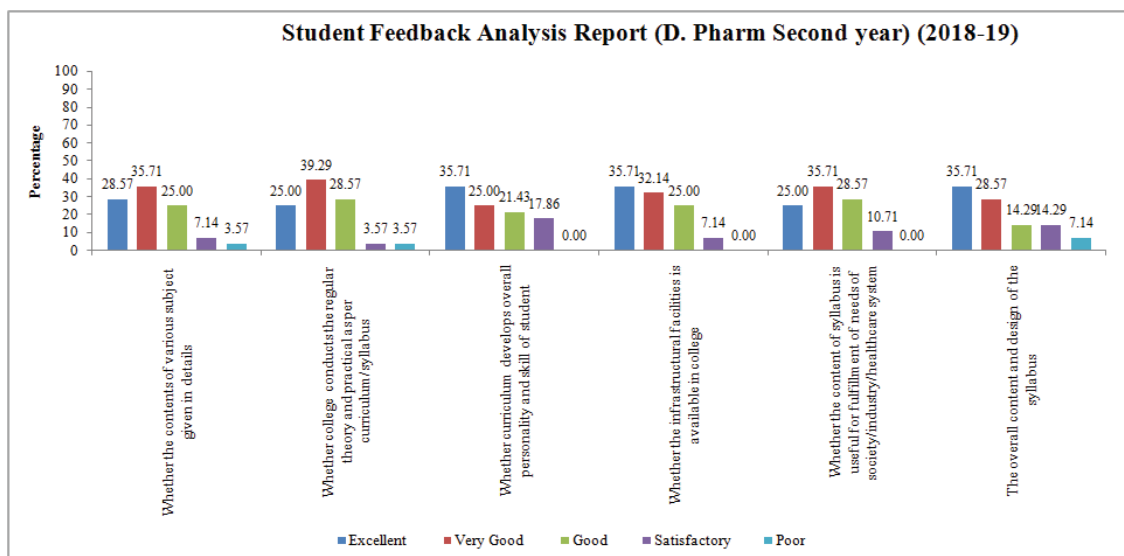
Hi-Tech College of Pharmacy, Chandrapur

Stakeholder feedback report on curriculum

(Students, Teachers, Employers and Alumni)

Academic Session 2018-19

| Students Feedback Analysis Report 2018-19 | | | | | | |
|---|--|------------------------------------|-----------|-------|--------------|------|
| D. Pharm Second year (Total students-28) | | | | | | |
| SN | Questions | Percentage of Student who answered | | | | |
| | | Excellent | Very Good | Good | Satisfactory | Poor |
| 1 | Whether the contents of various subject given in details | 28.57 | 35.71 | 25.00 | 7.14 | 3.57 |
| 2 | Whether college conducts the regular theory and practical as per curriculum/syllabus | 25.00 | 39.29 | 28.57 | 3.57 | 3.57 |
| 3 | Whether curriculum develops overall personality and skill of student | 35.71 | 25.00 | 21.43 | 17.86 | 0.00 |
| 4 | Whether the infrastructural facilities is available in college | 35.71 | 32.14 | 25.00 | 7.14 | 0.00 |
| 5 | Whether the content of syllabus is useful for fulfillment of needs of society/industry/healthcare system | 25.00 | 35.71 | 28.57 | 10.71 | 0.00 |
| 6 | The overall content and design of the syllabus | 35.71 | 28.57 | 14.29 | 14.29 | 7.14 |



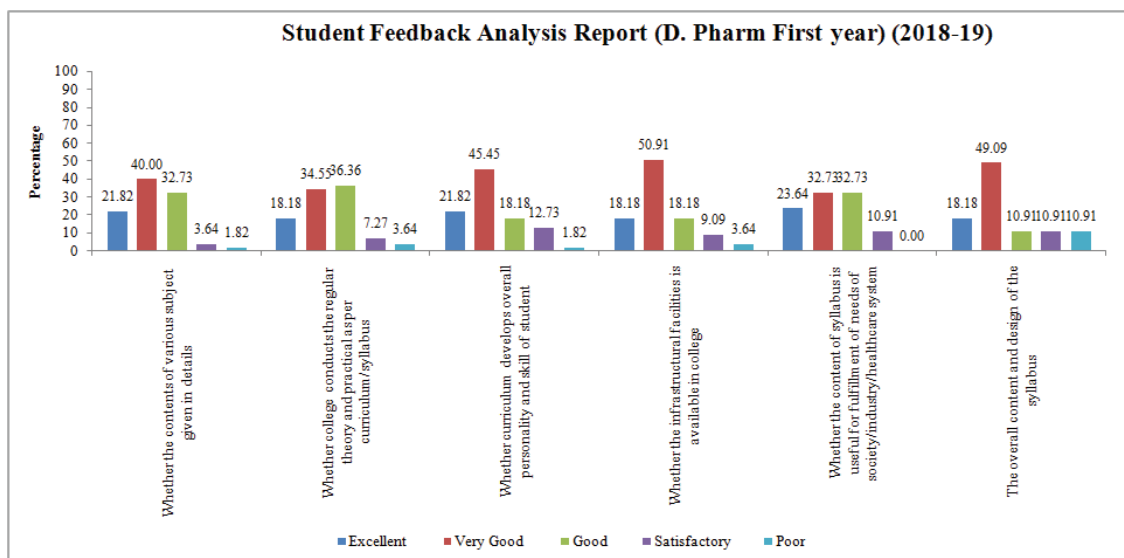
Hi-Tech College of Pharmacy, Chandrapur

Stakeholder feedback report on curriculum

(Students, Teachers, Employers and Alumni)

Academic Session 2018-19

| Students Feedback Analysis Report 2018-19 | | | | | | |
|---|--|------------------------------------|-----------|-------|--------------|-------|
| D. Pharm First year (Total students-55) | | | | | | |
| SN | Questions | Percentage of Student who answered | | | | |
| | | Excellent | Very Good | Good | Satisfactory | Poor |
| 1 | Whether the contents of various subject given in details | 21.82 | 40.00 | 32.73 | 3.64 | 1.82 |
| 2 | Whether college conducts the regular theory and practical as per curriculum/syllabus | 18.18 | 34.55 | 36.36 | 7.27 | 3.64 |
| 3 | Whether curriculum develops overall personality and skill of student | 21.82 | 45.45 | 18.18 | 12.73 | 1.82 |
| 4 | Whether the infrastructural facilities is available in college | 18.18 | 50.91 | 18.18 | 9.09 | 3.64 |
| 5 | Whether the content of syllabus is useful for fulfillment of needs of society/industry/healthcare system | 23.64 | 32.73 | 32.73 | 10.91 | 0.00 |
| 6 | The overall content and design of the syllabus | 18.18 | 49.09 | 10.91 | 10.91 | 10.91 |



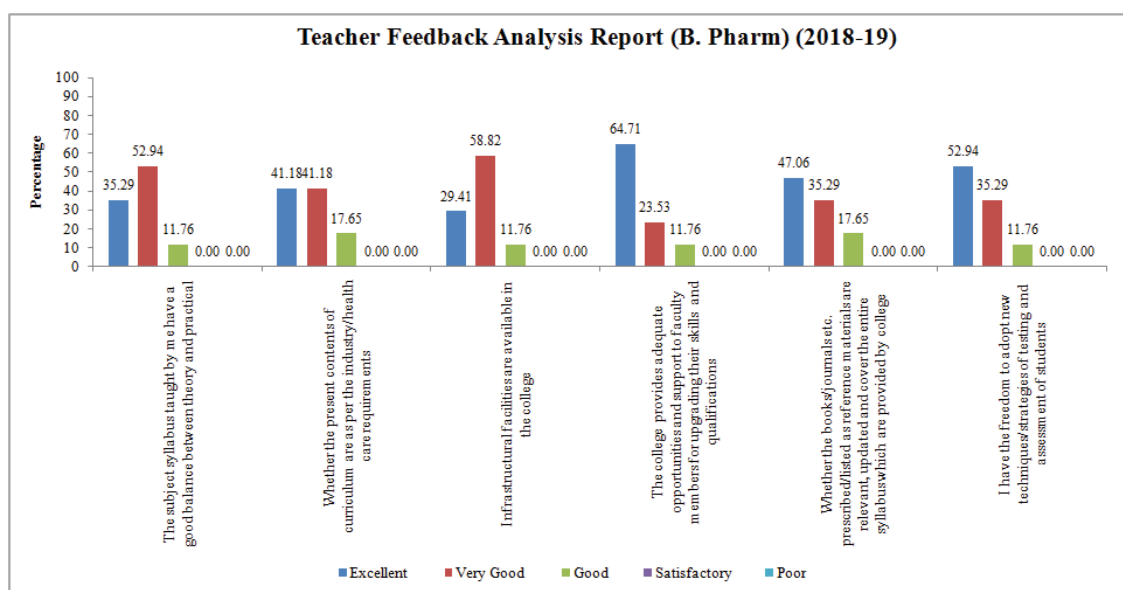
Hi-Tech College of Pharmacy, Chandrapur

Stakeholder feedback report on curriculum

(Students, Teachers, Employers and Alumni)

Academic Session 2018-19

| Teacher Feedback Analysis Report 2018-19 | | | | | | |
|--|--|------------------------------------|-----------|-------|--------------|------|
| Total number of B. Pharm teacher 17 | | | | | | |
| SN | Questions | Percentage of teacher who answered | | | | |
| | | Excellent | Very Good | Good | Satisfactory | Poor |
| 1 | The subject syllabus taught by me have a good balance between theory and practical | 35.29 | 52.94 | 11.76 | 0.00 | 0.00 |
| 2 | Whether the present contents of curriculum are as per the industry/health care requirements | 41.18 | 41.18 | 17.65 | 0.00 | 0.00 |
| 3 | Infrastructural facilities are available in the college | 29.41 | 58.82 | 11.76 | 0.00 | 0.00 |
| 4 | The college provides adequate opportunities and support to faculty members for upgrading their skills and qualifications | 64.71 | 23.53 | 11.76 | 0.00 | 0.00 |
| 5 | Whether the books/journals etc. prescribed/listed as reference materials are relevant, updated and cover the entire syllabus which are provided by college | 47.06 | 35.29 | 17.65 | 0.00 | 0.00 |
| 6 | I have the freedom to adopt new techniques/strategies of testing and assessment of students | 52.94 | 35.29 | 11.76 | 0.00 | 0.00 |



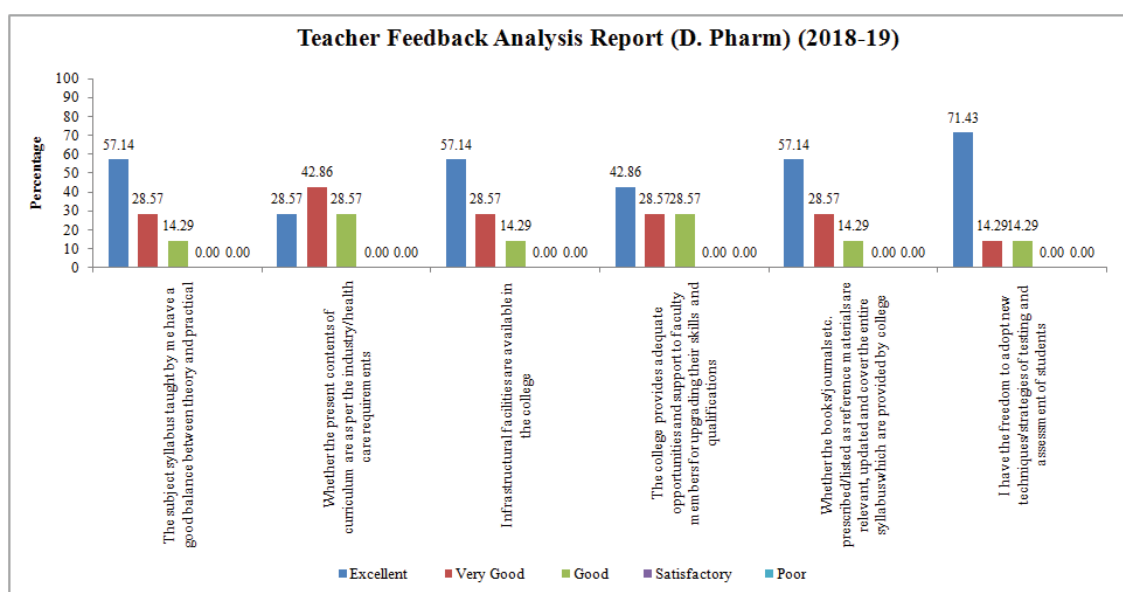
Hi-Tech College of Pharmacy, Chandrapur

Stakeholder feedback report on curriculum

(Students, Teachers, Employers and Alumni)

Academic Session 2018-19

| Teacher Feedback Analysis Report 2018-19 | | | | | | |
|--|--|------------------------------------|-----------|-------|--------------|------|
| Total number of D. Pharm teacher 07 | | | | | | |
| SN | Questions | Percentage of teacher who answered | | | | |
| | | Excellent | Very Good | Good | Satisfactory | Poor |
| 1 | The subject syllabus taught by me have a good balance between theory and practical | 57.14 | 28.57 | 14.29 | 0.00 | 0.00 |
| 2 | Whether the present contents of curriculum are as per the industry/health care requirements | 28.57 | 42.86 | 28.57 | 0.00 | 0.00 |
| 3 | Infrastructural facilities are available in the college | 57.14 | 28.57 | 14.29 | 0.00 | 0.00 |
| 4 | The college provides adequate opportunities and support to faculty members for upgrading their skills and qualifications | 42.86 | 28.57 | 28.57 | 0.00 | 0.00 |
| 5 | Whether the books/journals etc. prescribed/listed as reference materials are relevant, updated and cover the entire syllabus which are provided by college | 57.14 | 28.57 | 14.29 | 0.00 | 0.00 |
| 6 | I have the freedom to adopt new techniques/strategies of testing and assessment of students | 71.43 | 14.29 | 14.29 | 0.00 | 0.00 |



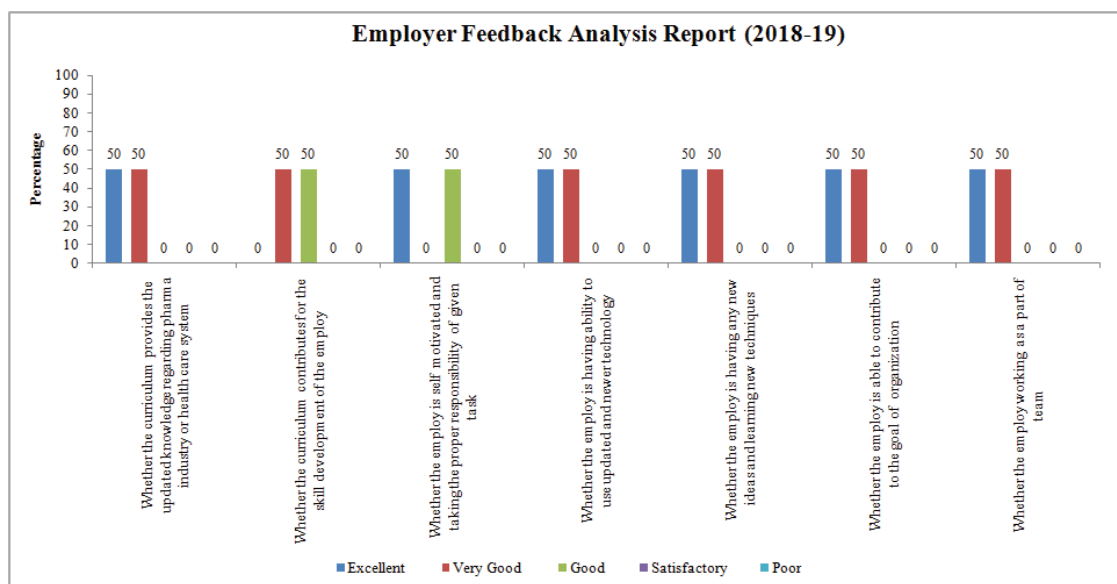
Hi-Tech College of Pharmacy, Chandrapur

Stakeholder feedback report on curriculum

(Students, Teachers, Employers and Alumni)

Academic Session 2018-19

| Employers Feedback Analysis Report 2018-19 | | | | | | |
|--|---|-------------------------------------|-----------|------|--------------|------|
| Total number of employer 02 | | | | | | |
| SN | Questions | Percentage of employer who answered | | | | |
| | | Excellent | Very Good | Good | Satisfactory | Poor |
| 1 | Whether the curriculum provides the updated knowledge regarding pharma industry or health care system | 50 | 50 | 0 | 0 | 0 |
| 2 | Whether the curriculum contributes for the skill development of the employ | 0 | 50 | 50 | 0 | 0 |
| 3 | Whether the employ is self motivated and taking the proper responsibility of given task | 50 | 0 | 50 | 0 | 0 |
| 4 | Whether the employ is having ability to use updated and newer technology | 50 | 50 | 0 | 0 | 0 |
| 5 | Whether the employ is having any new ideas and learning new techniques | 50 | 50 | 0 | 0 | 0 |
| 6 | Whether the employ is able to contribute to the goal of organization | 50 | 50 | 0 | 0 | 0 |
| 7 | Whether the employ working as a part of team | 50 | 50 | 0 | 0 | 0 |



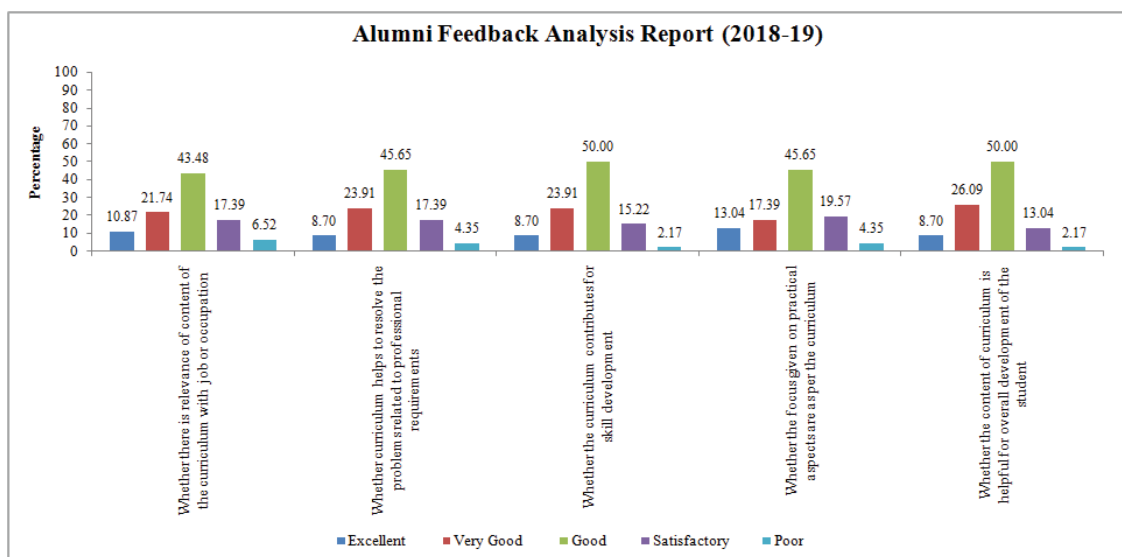
Hi-Tech College of Pharmacy, Chandrapur

Stakeholder feedback report on curriculum

(Students, Teachers, Employers and Alumni)

Academic Session 2018-19

| Alumni Feedback Analysis Report 2018-19 | | | | | | |
|---|---|-----------------------------------|-----------|-------|--------------|------|
| Total number of alumni 46 | | | | | | |
| SN | Questions | Percentage of alumni who answered | | | | |
| | | Excellent | Very Good | Good | Satisfactory | Poor |
| 1 | Whether there is relevance of content of the curriculum with job or occupation | 10.87 | 21.74 | 43.48 | 17.39 | 6.52 |
| 2 | Whether curriculum helps to resolve the problems related to professional requirements | 8.70 | 23.91 | 45.65 | 17.39 | 4.35 |
| 3 | Whether the curriculum contributes for skill development | 8.70 | 23.91 | 50.00 | 15.22 | 2.17 |
| 4 | Whether the focus given on practical aspects are as per the curriculum | 13.04 | 17.39 | 45.65 | 19.57 | 4.35 |
| 5 | Whether the content of curriculum is helpful for overall development of the student | 8.70 | 26.09 | 50.00 | 13.04 | 2.17 |



Hi-Tech College of Pharmacy, Chandrapur

Stakeholder feedback report on curriculum

(Students, Teachers, Employers and Alumni)

Academic Session 2019-20

SUMMARY OF FEEDBACK OBTAINED FORM STAKEHOLDERS

| SN | Stakeholder | No. of feedback collected | |
|----|---------------------------------|---------------------------|----|
| 1 | Student Feedback on Curriculum | B. Pharm Final Year | 60 |
| | | B. Pharm Third Year | 60 |
| | | B. Pharm Second Year | 66 |
| | | B. Pharm First Year | 70 |
| | | D. Pharm First Year | 60 |
| | | D. Pharm Second Year | 38 |
| 2 | Teacher Feedback on Curriculum | B. Pharm Faculty Members | 21 |
| | | D. Pharm Faculty Members | 07 |
| 4 | Alumni Feedback on Curriculum | B. Pharm Alumni | 50 |
| | | D. Pharm Alumni | 25 |
| 4 | Employer Feedback on Curriculum | 02 | |



Dr. Satish B. Kosalge
Principal
Hi-Tech College of Pharmacy
CHANDRAPUR.

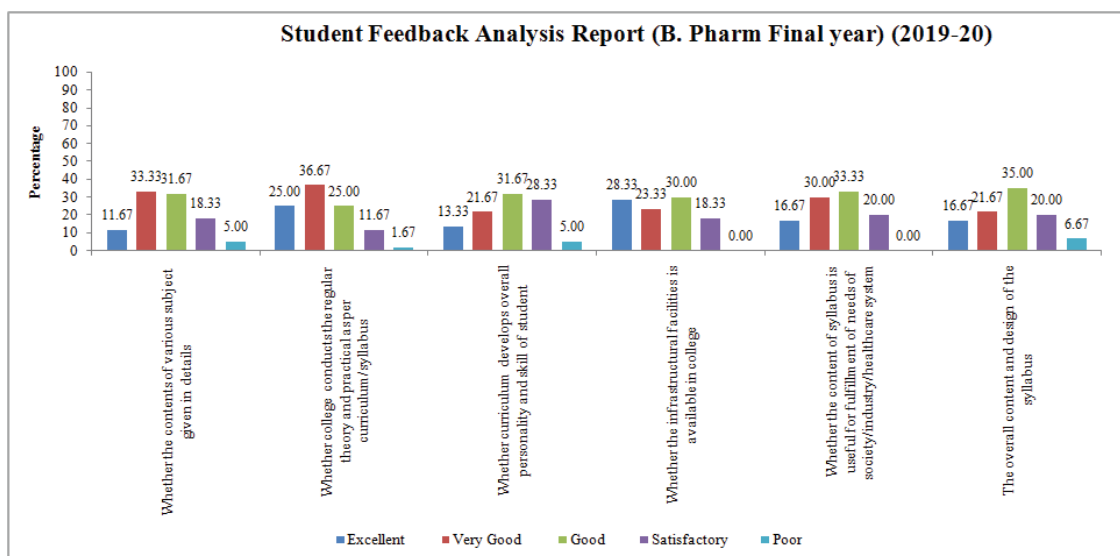
Hi-Tech College of Pharmacy, Chandrapur

Stakeholder feedback report on curriculum

(Students, Teachers, Employers and Alumni)

Academic Session 2019-20

| Student Feedback Analysis Report 2019-20 | | | | | | |
|--|--|------------------------------------|-----------|-------|--------------|------|
| B. Pharm Final year (Total students-60) | | | | | | |
| SN | Questions | Percentage of Student who answered | | | | |
| | | Excellent | Very Good | Good | Satisfactory | Poor |
| 1 | Whether the contents of various subject given in details | 11.67 | 33.33 | 31.67 | 18.33 | 5.00 |
| 2 | Whether college conducts the regular theory and practical as per curriculum/syllabus | 25.00 | 36.67 | 25.00 | 11.67 | 1.67 |
| 3 | Whether curriculum develops overall personality and skill of student | 13.33 | 21.67 | 31.67 | 28.33 | 5.00 |
| 4 | Whether the infrastructural facilities is available in college | 28.33 | 23.33 | 30.00 | 18.33 | 0.00 |
| 5 | Whether the content of syllabus is useful for fulfillment of needs of society/industry/healthcare system | 16.67 | 30.00 | 33.33 | 20.00 | 0.00 |
| 6 | The overall content and design of the syllabus | 16.67 | 21.67 | 35.00 | 20.00 | 6.67 |



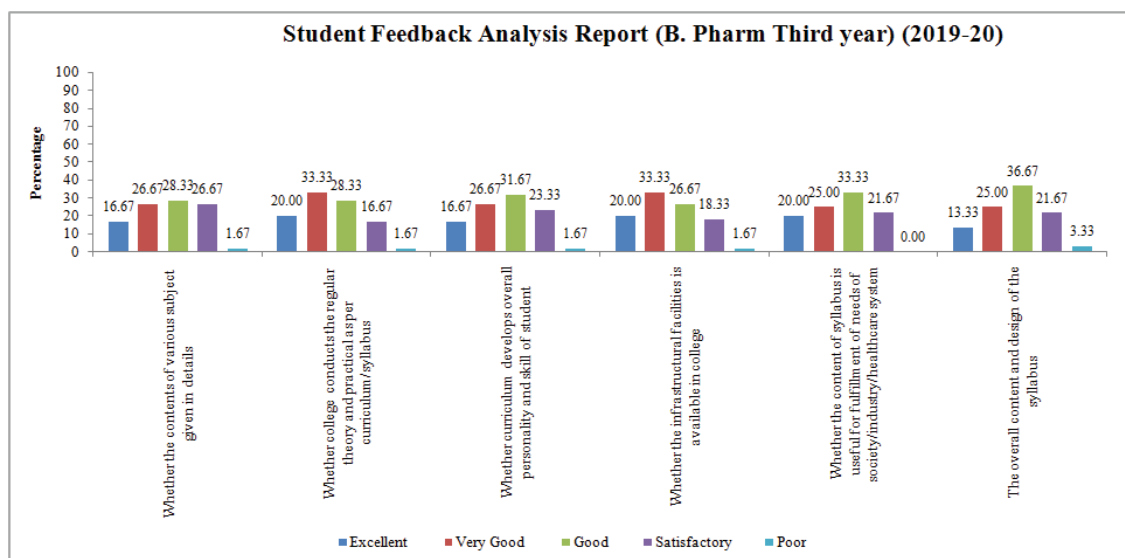
Hi-Tech College of Pharmacy, Chandrapur

Stakeholder feedback report on curriculum

(Students, Teachers, Employers and Alumni)

Academic Session 2019-20

| Students Feedback Analysis Report 2019-20 | | | | | | |
|---|--|------------------------------------|-----------|-------|--------------|------|
| B. Pharm Third year (Total students-60) | | | | | | |
| SN | Questions | Percentage of Student who answered | | | | |
| | | Excellent | Very Good | Good | Satisfactory | Poor |
| 1 | Whether the contents of various subject given in details | 16.67 | 26.67 | 28.33 | 26.67 | 1.67 |
| 2 | Whether college conducts the regular theory and practical as per curriculum/syllabus | 20.00 | 33.33 | 28.33 | 16.67 | 1.67 |
| 3 | Whether curriculum develops overall personality and skill of student | 16.67 | 26.67 | 31.67 | 23.33 | 1.67 |
| 4 | Whether the infrastructural facilities is available in college | 20.00 | 33.33 | 26.67 | 18.33 | 1.67 |
| 5 | Whether the content of syllabus is useful for fulfillment of needs of society/industry/healthcare system | 20.00 | 25.00 | 33.33 | 21.67 | 0.00 |
| 6 | The overall content and design of the syllabus | 13.33 | 25.00 | 36.67 | 21.67 | 3.33 |



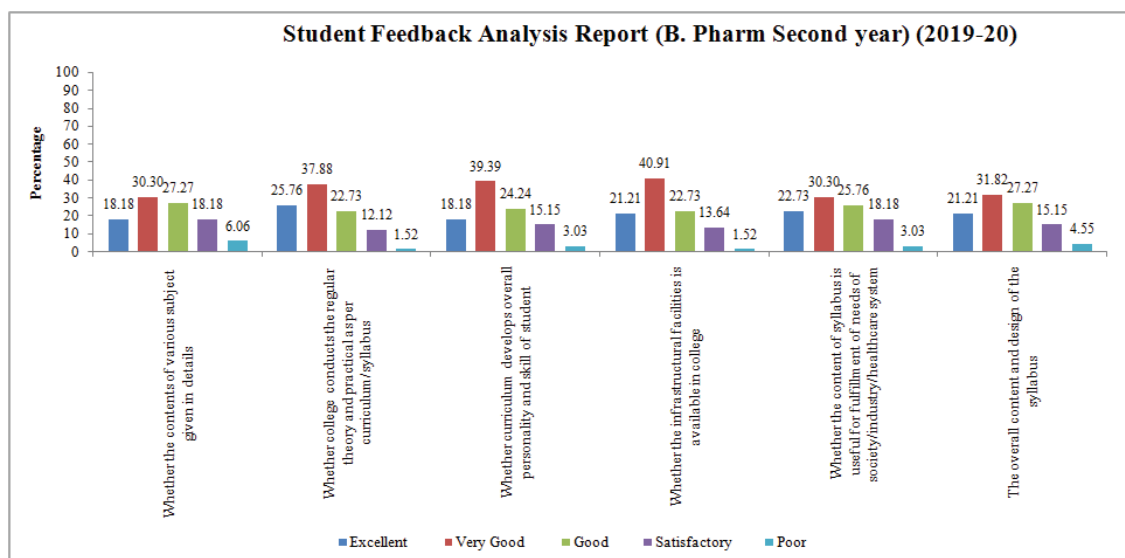
Hi-Tech College of Pharmacy, Chandrapur

Stakeholder feedback report on curriculum

(Students, Teachers, Employers and Alumni)

Academic Session 2019-20

| Students Feedback Analysis Report 2019-20 | | | | | | |
|---|--|------------------------------------|-----------|-------|--------------|------|
| B. Pharm Second year (Total students-66) | | | | | | |
| SN | Questions | Percentage of Student who answered | | | | |
| | | Excellent | Very Good | Good | Satisfactory | Poor |
| 1 | Whether the contents of various subject given in details | 18.18 | 30.30 | 27.27 | 18.18 | 6.06 |
| 2 | Whether college conducts the regular theory and practical as per curriculum/syllabus | 25.76 | 37.88 | 22.73 | 12.12 | 1.52 |
| 3 | Whether curriculum develops overall personality and skill of student | 18.18 | 39.39 | 24.24 | 15.15 | 3.03 |
| 4 | Whether the infrastructural facilities is available in college | 21.21 | 40.91 | 22.73 | 13.64 | 1.52 |
| 5 | Whether the content of syllabus is useful for fulfillment of needs of society/industry/healthcare system | 22.73 | 30.30 | 25.76 | 18.18 | 3.03 |
| 6 | The overall content and design of the syllabus | 21.21 | 31.82 | 27.27 | 15.15 | 4.55 |



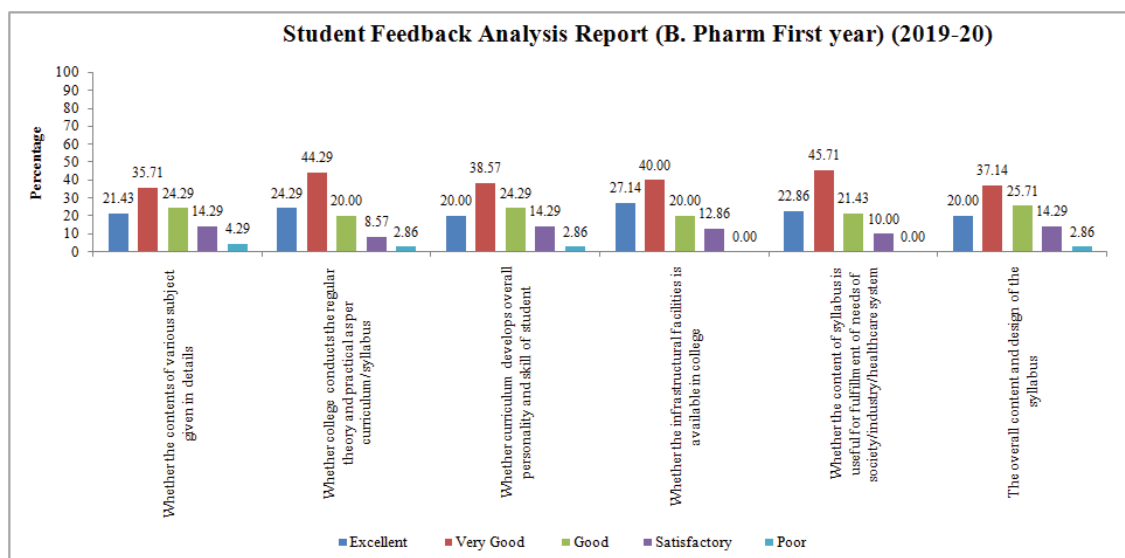
Hi-Tech College of Pharmacy, Chandrapur

Stakeholder feedback report on curriculum

(Students, Teachers, Employers and Alumni)

Academic Session 2019-20

| Students Feedback Analysis Report 2019-20 | | | | | | |
|---|--|------------------------------------|-----------|-------|--------------|------|
| B. Pharm First year (Total students-70) | | | | | | |
| SN | Questions | Percentage of Student who answered | | | | |
| | | Excellent | Very Good | Good | Satisfactory | Poor |
| 1 | Whether the contents of various subject given in details | 21.43 | 35.71 | 24.29 | 14.29 | 4.29 |
| 2 | Whether college conducts the regular theory and practical as per curriculum/syllabus | 24.29 | 44.29 | 20.00 | 8.57 | 2.86 |
| 3 | Whether curriculum develops overall personality and skill of student | 20.00 | 38.57 | 24.29 | 14.29 | 2.86 |
| 4 | Whether the infrastructural facilities is available in college | 27.14 | 40.00 | 20.00 | 12.86 | 0.00 |
| 5 | Whether the content of syllabus is useful for fulfillment of needs of society/industry/healthcare system | 22.86 | 45.71 | 21.43 | 10.00 | 0.00 |
| 6 | The overall content and design of the syllabus | 20.00 | 37.14 | 25.71 | 14.29 | 2.86 |



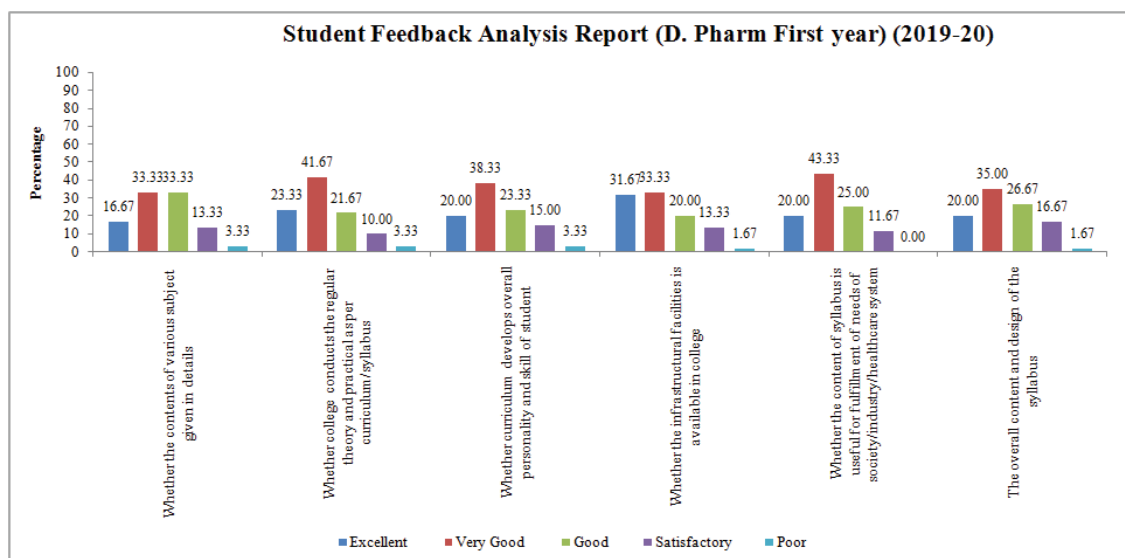
Hi-Tech College of Pharmacy, Chandrapur

Stakeholder feedback report on curriculum

(Students, Teachers, Employers and Alumni)

Academic Session 2019-20

| Students Feedback Analysis Report 2019-20 | | | | | | |
|---|--|------------------------------------|-----------|-------|--------------|------|
| D. Pharm First year (Total students-60) | | | | | | |
| SN | Questions | Percentage of Student who answered | | | | |
| | | Excellent | Very Good | Good | Satisfactory | Poor |
| 1 | Whether the contents of various subject given in details | 16.67 | 33.33 | 33.33 | 13.33 | 3.33 |
| 2 | Whether college conducts the regular theory and practical as per curriculum/syllabus | 23.33 | 41.67 | 21.67 | 10.00 | 3.33 |
| 3 | Whether curriculum develops overall personality and skill of student | 20.00 | 38.33 | 23.33 | 15.00 | 3.33 |
| 4 | Whether the infrastructural facilities is available in college | 31.67 | 33.33 | 20.00 | 13.33 | 1.67 |
| 5 | Whether the content of syllabus is useful for fulfillment of needs of society/industry/healthcare system | 20.00 | 43.33 | 25.00 | 11.67 | 0.00 |
| 6 | The overall content and design of the syllabus | 20.00 | 35.00 | 26.67 | 16.67 | 1.67 |



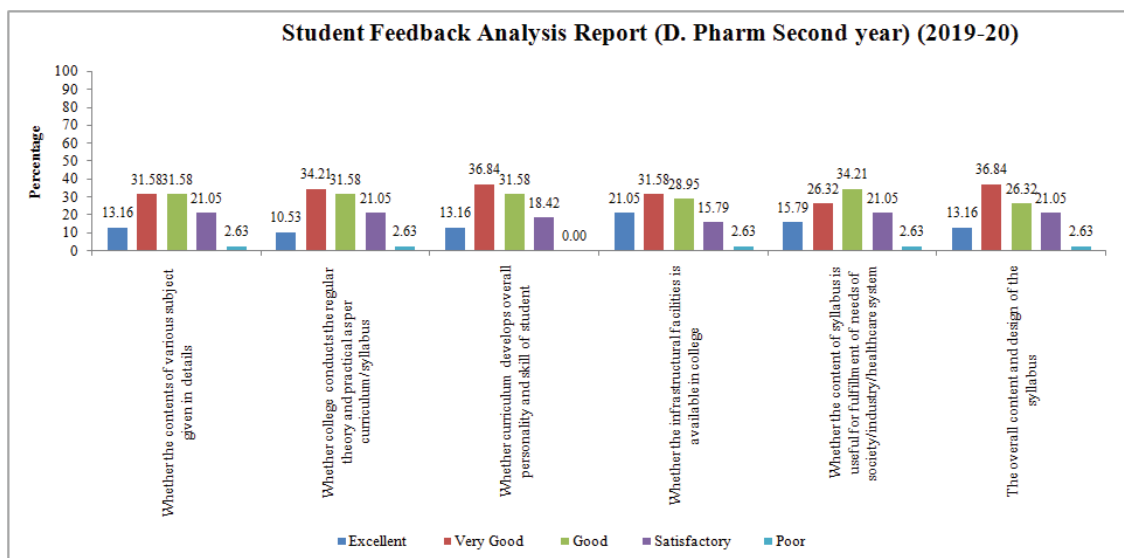
Hi-Tech College of Pharmacy, Chandrapur

Stakeholder feedback report on curriculum

(Students, Teachers, Employers and Alumni)

Academic Session 2019-20

| Students Feedback Analysis Report 2019-20 | | | | | | |
|---|--|------------------------------------|-----------|-------|--------------|------|
| D. Pharm Second year (Total students-38) | | | | | | |
| SN | Questions | Percentage of Student who answered | | | | |
| | | Excellent | Very Good | Good | Satisfactory | Poor |
| 1 | Whether the contents of various subject given in details | 13.16 | 31.58 | 31.58 | 21.05 | 2.63 |
| 2 | Whether college conducts the regular theory and practical as per curriculum/syllabus | 10.53 | 34.21 | 31.58 | 21.05 | 2.63 |
| 3 | Whether curriculum develops overall personality and skill of student | 13.16 | 36.84 | 31.58 | 18.42 | 0.00 |
| 4 | Whether the infrastructural facilities is available in college | 21.05 | 31.58 | 28.95 | 15.79 | 2.63 |
| 5 | Whether the content of syllabus is useful for fulfillment of needs of society/industry/healthcare system | 15.79 | 26.32 | 34.21 | 21.05 | 2.63 |
| 6 | The overall content and design of the syllabus | 13.16 | 36.84 | 26.32 | 21.05 | 2.63 |



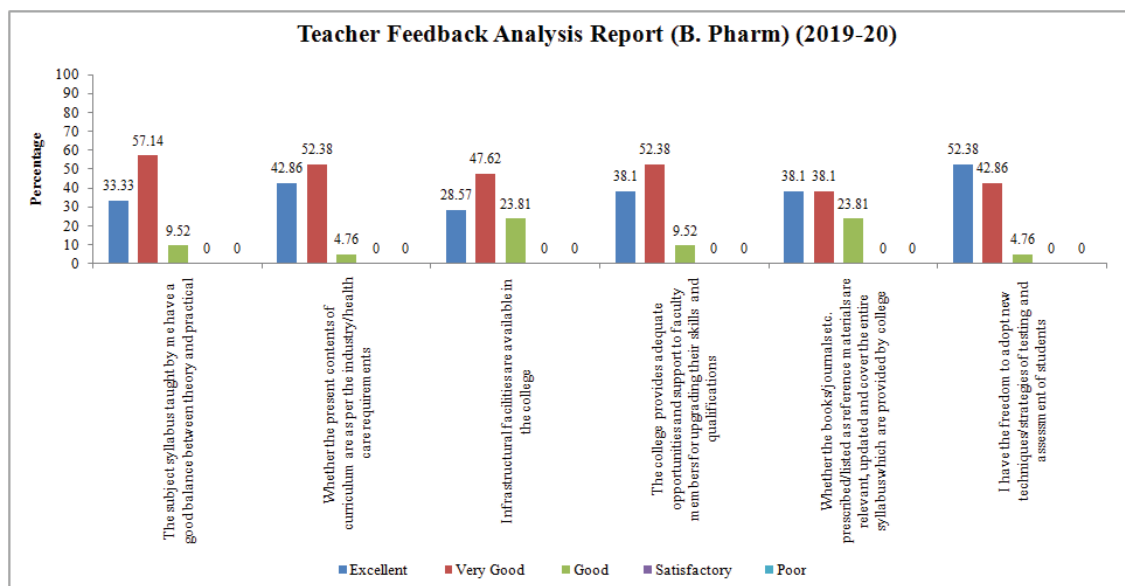
Hi-Tech College of Pharmacy, Chandrapur

Stakeholder feedback report on curriculum

(Students, Teachers, Employers and Alumni)

Academic Session 2019-20

| Teacher Feedback Analysis Report 2019-20 | | | | | | |
|--|--|------------------------------------|-----------|-------|--------------|------|
| Total number of B. Pharm teacher 21 | | | | | | |
| SN | Questions | Percentage of Student who answered | | | | |
| | | Excellent | Very Good | Good | Satisfactory | Poor |
| 1 | The subject syllabus taught by me have a good balance between theory and practical | 33.33 | 57.14 | 9.52 | 0.00 | 0.00 |
| 2 | Whether the present contents of curriculum are as per the industry/health care requirements | 42.86 | 52.38 | 4.76 | 0.00 | 0.00 |
| 3 | Infrastructural facilities are available in the college | 28.57 | 47.62 | 23.81 | 0.00 | 0.00 |
| 4 | The college provides adequate opportunities and support to faculty members for upgrading their skills and qualifications | 38.10 | 52.38 | 9.52 | 0.00 | 0.00 |
| 5 | Whether the books/journals etc. prescribed/listed as reference materials are relevant, updated and cover the entire syllabus which are provided by college | 38.10 | 38.10 | 23.81 | 0.00 | 0.00 |
| 6 | I have the freedom to adopt new techniques/strategies of testing and assessment of students | 52.38 | 42.86 | 4.76 | 0.00 | 0.00 |



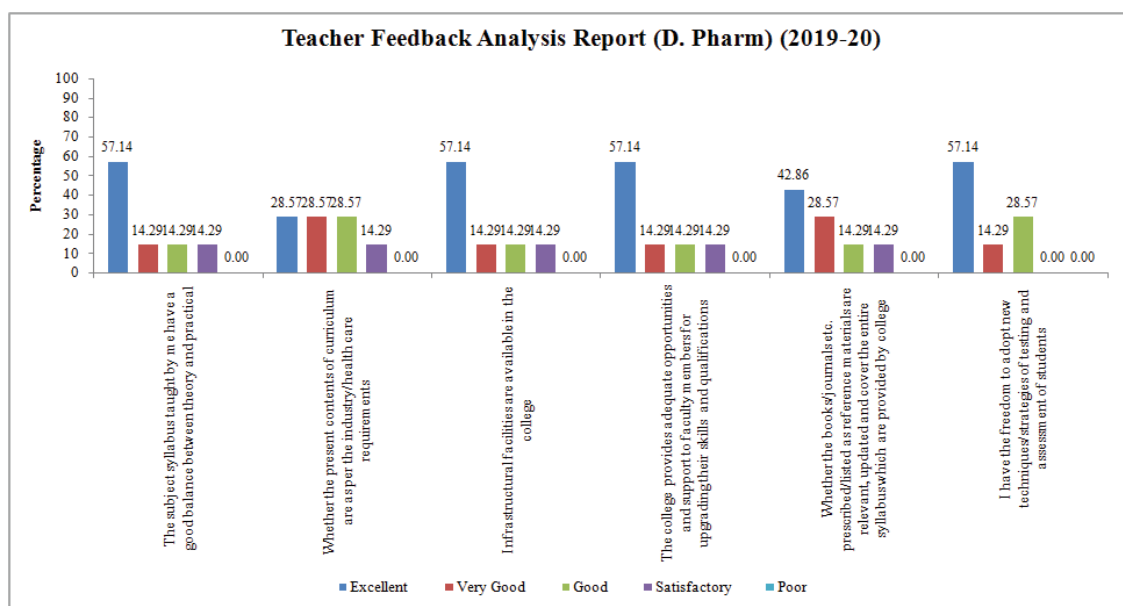
Hi-Tech College of Pharmacy, Chandrapur

Stakeholder feedback report on curriculum

(Students, Teachers, Employers and Alumni)

Academic Session 2019-20

| Teacher Feedback Analysis Report 2019-20 | | | | | | |
|--|--|------------------------------------|-----------|-------|--------------|------|
| Total number of D. Pharm teacher 07 | | | | | | |
| SN | Questions | Percentage of Student who answered | | | | |
| | | Excellent | Very Good | Good | Satisfactory | Poor |
| 1 | The subject syllabus taught by me have a good balance between theory and practical | 57.14 | 14.29 | 14.29 | 14.29 | 0.00 |
| 2 | Whether the present contents of curriculum are as per the industry/health care requirements | 28.57 | 28.57 | 28.57 | 14.29 | 0.00 |
| 3 | Infrastructural facilities are available in the college | 57.14 | 14.29 | 14.29 | 14.29 | 0.00 |
| 4 | The college provides adequate opportunities and support to faculty members for upgrading their skills and qualifications | 57.14 | 14.29 | 14.29 | 14.29 | 0.00 |
| 5 | Whether the books/journals etc. prescribed/listed as reference materials are relevant, updated and cover the entire syllabus which are provided by college | 42.86 | 28.57 | 14.29 | 14.29 | 0.00 |
| 6 | I have the freedom to adopt new techniques/strategies of testing and assessment of students | 57.14 | 14.29 | 28.57 | 0.00 | 0.00 |



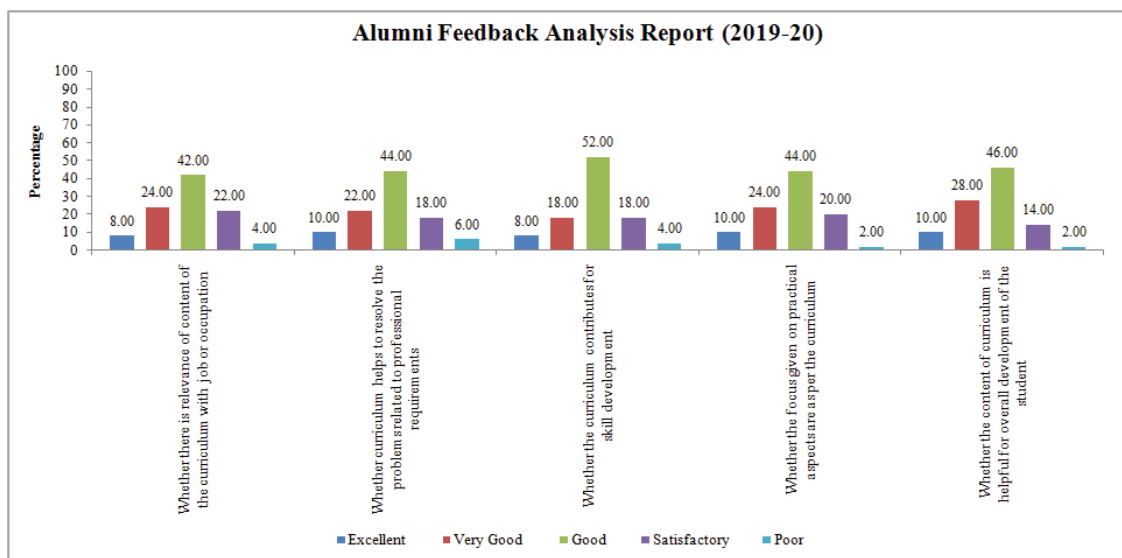
Hi-Tech College of Pharmacy, Chandrapur

Stakeholder feedback report on curriculum

(Students, Teachers, Employers and Alumni)

Academic Session 2019-20

| Alumni (B. Pharm) Feedback Analysis Report 2019-20 | | | | | | |
|--|---|------------------------------------|-----------|-------|--------------|------|
| Total number of alumni 50 | | | | | | |
| SN | Questions | Percentage of Student who answered | | | | |
| | | Excellent | Very Good | Good | Satisfactory | Poor |
| 1 | Whether there is relevance of content of the curriculum with job or occupation | 8.00 | 24.00 | 42.00 | 22.00 | 4.00 |
| 2 | Whether curriculum helps to resolve the problems related to professional requirements | 10.00 | 22.00 | 44.00 | 18.00 | 6.00 |
| 3 | Whether the curriculum contributes for skill development | 8.00 | 18.00 | 52.00 | 18.00 | 4.00 |
| 4 | Whether the focus given on practical aspects are as per the curriculum | 10.00 | 24.00 | 44.00 | 20.00 | 2.00 |
| 5 | Whether the content of curriculum is helpful for overall development of the student | 10.00 | 28.00 | 46.00 | 14.00 | 2.00 |



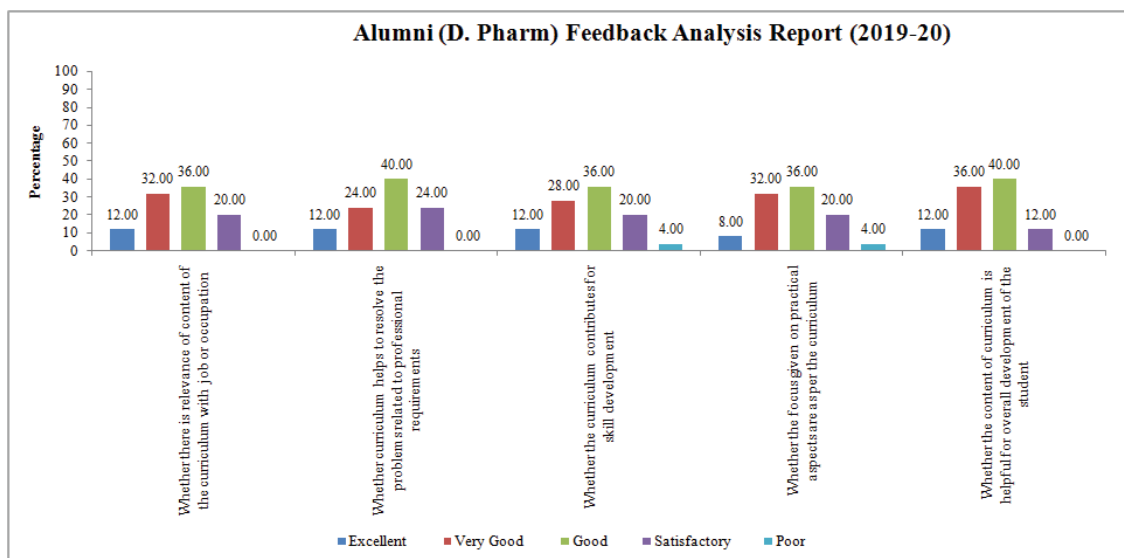
Hi-Tech College of Pharmacy, Chandrapur

Stakeholder feedback report on curriculum

(Students, Teachers, Employers and Alumni)

Academic Session 2019-20

| Alumni (D. Pharm) Feedback Analysis Report 2019-20 | | | | | | |
|--|---|------------------------------------|-----------|-------|--------------|------|
| Total number of alumni 25 | | | | | | |
| SN | Questions | Percentage of Student who answered | | | | |
| | | Excellent | Very Good | Good | Satisfactory | Poor |
| 1 | Whether there is relevance of content of the curriculum with job or occupation | 12.00 | 32.00 | 36.00 | 20.00 | 0.00 |
| 2 | Whether curriculum helps to resolve the problems related to professional requirements | 12.00 | 24.00 | 40.00 | 24.00 | 0.00 |
| 3 | Whether the curriculum contributes for skill development | 12.00 | 28.00 | 36.00 | 20.00 | 4.00 |
| 4 | Whether the focus given on practical aspects are as per the curriculum | 8.00 | 32.00 | 36.00 | 20.00 | 4.00 |
| 5 | Whether the content of curriculum is helpful for overall development of the student | 12.00 | 36.00 | 40.00 | 12.00 | 0.00 |



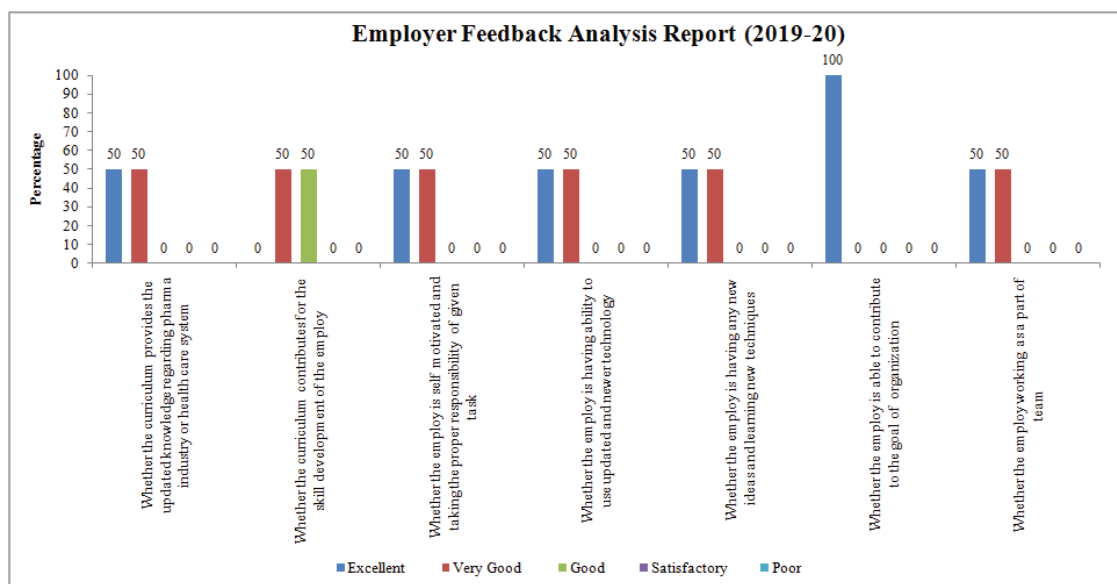
Hi-Tech College of Pharmacy, Chandrapur

Stakeholder feedback report on curriculum

(Students, Teachers, Employers and Alumni)

Academic Session 2019-20

| Employers Feedback Analysis Report 2019-20 | | | | | | |
|--|---|------------------------------------|-----------|------|--------------|------|
| Total number of employer 02 | | | | | | |
| SN | Questions | Percentage of Student who answered | | | | |
| | | Excellent | Very Good | Good | Satisfactory | Poor |
| 1 | Whether the curriculum provides the updated knowledge regarding pharma industry or health care system | 50 | 50 | 0 | 0 | 0 |
| 2 | Whether the curriculum contributes for the skill development of the employ | 0 | 50 | 50 | 0 | 0 |
| 3 | Whether the employ is self motivated and taking the proper responsibility of given task | 50 | 50 | 0 | 0 | 0 |
| 4 | Whether the employ is having ability to use updated and newer technology | 50 | 50 | 0 | 0 | 0 |
| 5 | Whether the employ is having any new ideas and learning new techniques | 50 | 50 | 0 | 0 | 0 |
| 6 | Whether the employ is able to contribute to the goal of organization | 100 | 0 | 0 | 0 | 0 |
| 7 | Whether the employ working as a part of team | 50 | 50 | 0 | 0 | 0 |



ACTION TAKEN REPORT

2019-20

Hi-Tech College of Pharmacy, Chandrapur

Feedback & Action Taken Report

Academic year 2019-20

| SN | Stakeholder | Analysis | Action Taken |
|----|-------------|---|--|
| 1 | Students | GPAT Test series should be conducted on full syllabus | College is in process to arrange GPAT test series on full syllabus |
| 2 | Teachers | Student must acquire soft skills | College is planning to conduct seminar on professional ethics |
| 3 | Employer | General Professional awareness within the a student | College is planning to conduct the soft skill program in upcoming academic year or during vacation |
| 4 | Alumni | Alumni must be register | Alumni registration is in process |



Dr. Satish B. Kosalge
Principal
Hi-Tech College of Pharmacy
CHANDRAPUR.